



SIGNAGES, PLATES, REPAIR ESCUTCHEONS & NUMERALS



SIGNAGES & PICTOGRAM (ROUND & RECTANGULAR)

		MALE SS-ADSS0020 BRASS-ADSB0020 ALUMINIUM-ADSA0020			DISABLE SS-ADSS0019 BRASS-ADSB0019 ALUMINIUM-ADSA0019
---	---	--	---	--	---

		FEMALE SS-ADSS0021 BRASS-ADSB0021 ALUMINIUM-ADSA0021			FIRE DOOR KEEP CLEAR SS-ADSS0029 BRASS-ADSB0029 ALUMINIUM-ADSA0029
---	---	--	---	--	--

		UNISEX SS-ADSS0017 BRASS-ADSB0017 ALUMINIUM-ADSA0017			FIRE DOOR KEEP LOCKED SS-ADSS0025 BRASS-ADSB0025 ALUMINIUM-ADSA0025
--	--	--	--	---	---

		PUSH SS-ADSS0024 BRASS-ADSB0024 ALUMINIUM-ADSA0024			FIRE DOOR KEEP SHUT SS-ADSS0022 BRASS-ADSB0022 ALUMINIUM-ADSA0022
---	---	--	---	--	---

		PULL SS-ADSS0023 BRASS-ADSB0023 ALUMINIUM-ADSA0023			AUTOMATIC FIRE DOOR KEEP CLEAR SS-ADSS0028 BRASS-ADSB0028 ALUMINIUM-ADSA0028
---	---	--	---	--	--

SIZE: 76X1MM
AVAILABLE IN SS, BRASS AND ALUMINIUM
ALSO AVAILABLE IN STICK ON

Note : Other sizes and styles not mentioned above can be made on order, we have mentioned the most popular styles and sizes.



STAINLESS STEEL SYMBOLS



TECHNICAL DATA

NAME	DPG CODE	ITEM CODE	LENGTH	WIDTH	THICKNESS	SCREW NO.	WT./PCS	PCS. IN INNER	PCS. IN OUTER
MALE	ADSS004	SADS004150	152	101	1.0	4	0.128	20	100
FEMALE	ADSS005	SADS005150	152	101	1.0	4	0.128	20	100
DISABLED	ADSS003	SADS003150	152	101	1.0	4	0.128	20	100

FINISH AVAILABLE : EB. POLISH, SATIN
ALSO AVAILABLE IN STICK ON



FIRE TESTED

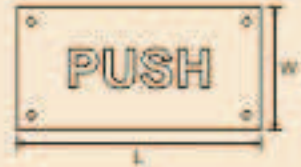
SS PUSH & PULL PLATES



TECHNICAL DATA

NAME	DPG CODE	ITEM CODE	LENGTH	WIDTH	THICKNESS	SCREW NO.	WT./PCS	PCS. IN INNER	PCS. IN OUTER
PUSH	ADSS008	SADS0008150	152	101	1.0	4	0.128	20	100
PULL	ADSS007	SADS0007150	152	101	1.0	4	0.128	20	100

FINISH AVAILABLE : EB. POLISH, SATIN
ALSO AVAILABLE IN STICK ON



FIRE TESTED

BRASS SYMBOLS



TECHNICAL DATA

NAME	DPG CODE	ITEM CODE	LENGTH	WIDTH	THICKNESS	SCREW NO.	WT./PCS	PCS. IN INNER	PCS. IN OUTER
MALE	GB1700	BMMH1700150	152	101	1.0	4	0.128	20	100
FEMALE	GB1701	BMMH1701150	152	101	1.0	4	0.128	20	100
DISABLED	GB1702	BMMH1702150	152	101	1.0	4	0.128	20	100

FINISH AVAILABLE : POLISHED & LACQUERED BRASS, CP, SNP
ALSO AVAILABLE IN STICK ON



FIRE TESTED

Note : Other sizes and styles not mentioned above can be made on order, we have mentioned the most popular styles and sizes.

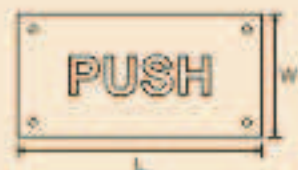


BRASS PUSH & PULL PLATES



TECHNICAL DATA

NAME	DPG CODE	ITEM CODE	LENGTH	WIDTH	THICKNESS	SCREW NO.	WT./PCS	PCS. IN INNER	PCS. IN OUTER
PUSH	ADSB008	BADSB008150	152	101	1.0	4	0.130	20	100
PULL	ADSB007	BADSB007150	152	101	1.0	4	0.130	20	100



FINISH AVAILABLE : POLISHED & LACQUERED BRASS, CR DNP
ALSO AVAILABLE IN STICK ON



FIRE TESTED

ALUMINIUM SYMBOLS



TECHNICAL DATA

NAME	DPG CODE	ITEM CODE	LENGTH	WIDTH	THICKNESS	SCREW NO.	WT./PCS	PCS. IN INNER	PCS. IN OUTER
MALE	GA1700	AMH1700150	152	101	1.25	4	0.048	20	100
FEMALE	GA1701	AMH1701150	152	101	1.25	4	0.048	20	100
DISABLED	GA1702	AMH1702150	152	101	1.25	4	0.048	20	100

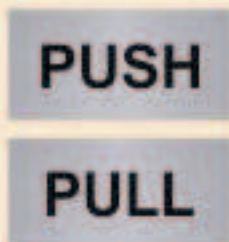


FINISH AVAILABLE : SAA, PAA
ALSO AVAILABLE IN STICK ON



FIRE TESTED

ALUMINIUM PUSH & PULL PLATES - SELF ADHESIVE



TECHNICAL DATA

NAME	DPG CODE	ITEM CODE	LENGTH	WIDTH	THICKNESS	WT./PCS	PCS. IN INNER	PCS. IN OUTER
PUSH	GA1710	AMH1710075	75	38	1.0	0.000	50	500
PULL	GA1711	AMH1711075	75	38	1.0	0.000	50	500



FINISH AVAILABLE : SAA, PAA

Note : Other sizes and styles not mentioned above can be made on order, we have mentioned the most popular styles and sizes.



STAINLESS STEEL SYMBOLS




TECHNICAL DATA

NAME	DPG CODE	ITEM CODE	LENGTH	WIDTH	THICKNESS	SCREW NO.	WT./PCS	PCS. IN INNER	PCS. IN OUTER
MALE	ADSS0080	SADSD0080200	200	50	1.0	4	0.08	50	500
FEMALE	ADSS0081	SADSD0081200	200	50	1.0	4	0.08	50	500
MALE	ADSS0082	SADSD0082300	300	50	1.0	4	0.120	50	500
FEMALE	ADSS0083	SADSD0083300	300	50	1.0	4	0.120	50	500



FINISH AVAILABLE : EB, POLISH, SATIN
ALSO AVAILABLE IN BRASS & ALUMINIUM

STAINLESS STEEL SYMBOLS



TECHNICAL DATA

NAME	DPG CODE	ITEM CODE	LENGTH	WIDTH	THICKNESS	SCREW NO.	WT./PCS	PCS. IN INNER	PCS. IN OUTER
PRIVATE	ADSS0064	SADSD0064	152	101	1.0	4	0.12	50	500



FINISH AVAILABLE : EB, POLISH, SATIN
ALSO AVAILABLE IN BRASS & ALUMINIUM



FIRE TESTED

STAINLESS STEEL SYMBOLS



TECHNICAL DATA

NAME	DPG CODE	ITEM CODE	LENGTH	WIDTH	THICKNESS	SCREW NO.	WT./PCS	PCS. IN INNER	PCS. IN OUTER
DISABLED	ADSS0065	SADSD0065	152	101	1.0	4	0.12	50	500



FINISH AVAILABLE : EB, POLISH, SATIN
ALSO AVAILABLE IN BRASS & ALUMINIUM



FIRE TESTED

Note : Other sizes and styles not mentioned above can be made on order, we have mentioned the most popular styles and sizes.



BRASS VICTORIAN FINGER PLATE



TECHNICAL DATA

DPG CODE	ITEM CODE	LENGTH	WIDTH	THICKNESS	SCREW NO.	WT./PCS	PCS. IN INNER	PCS. IN OUTER
BR2903	AMH290300	300	70	1.0	4	0.175	10	100

FINISH AVAILABLE : POLISHED & LACQUERED BRASS, CP, SNP

OTHER SIZES, PUSH, PULL VERSIONS ALSO AVAILABLE ON REQUEST



FIRE TESTED

ALUMINIUM KICK PLATE ROUND EDGES COUNTERSUNK HOLES



TECHNICAL DATA

DPG CODE	ITEM CODE	LENGTH	WIDTH	THICKNESS	SCREW NO.	WT./PCS	PCS. IN INNER	PCS. IN OUTER
GA1141	AMH1141750	750	152	1.2	4	0.342	10	50
GA1142	AMH1141825	825	152	1.2	4	0.382	10	50
GA1143	AMH1141850	850	200	1.2	4	0.482	10	50
GA1144	AMH1141900	900	152	1.2	4	0.420	10	50



FINISH AVAILABLE : SAA, PAA

NOTE : OTHER SIZES AVAILABLE ON REQUEST

ALSO AVAILABLE IN STAINLESS STEEL & BRASS



FIRE TESTED

ALUMINIUM FINGER PLATE



TECHNICAL DATA

NAME	DPG CODE	ITEM CODE	LENGTH	WIDTH	THICKNESS	SCREW NO.	WT./PCS	PCS. IN INNER	PCS. IN OUTER
FINGER PLATE	GA1101	AMH1101000	300	75	1.25	4	0.074	10	100
PUSH	GA1121	AMH1121305	300	75	1.25	4	0.074	10	100
PULL	GA1131	AMH1131305	300	75	1.25	4	0.074	10	100

FINISH AVAILABLE : SAA, PAA

Note : Other sizes and styles not mentioned above can be made on order, we have mentioned the most popular styles and sizes.



FIRE TESTED



REPAIR ESCUTCHEON (SQUARE CORNER) 65X48MM



SS: LHE35KY
BRASS: GB35KY
ALUMINIUM: GA35KY



SS: LHE35CY
BRASS: GB35CY
ALUMINIUM: GA35CY



SS: LHE35OV
BRASS: GB35OV
ALUMINIUM: GA35OV



SS: LHE35KO
BRASS: GB35KO
ALUMINIUM: GA35KO



SS: LHE35BL
BRASS: GB35BL
ALUMINIUM: GA35BL

REPAIR ESCUTCHEON (ROUND CORNER) 65X48MM



SS: LHE36KY
BRASS: GB36KY
ALUMINIUM: GA36KY



SS: LHE36CY
BRASS: GB36CY
ALUMINIUM: GA36CY



SS: LHE36OV
BRASS: GB36OV
ALUMINIUM: GA36OV



SS: LHE36KO
BRASS: GB36KO
ALUMINIUM: GA36KO



SS: LHE36BL
BRASS: GB36BL
ALUMINIUM: GA36BL

NARROW REPAIR ESCUTCHEON (STICK ON) 65X30MM



SS: LHE37KY
BRASS: GB37KY
ALUMINIUM: GA37KY



SS: LHE37CY
BRASS: GB37CY
ALUMINIUM: GA37CY



SS: LHE37OV
BRASS: GB37OV
ALUMINIUM: GA37OV



SS: LHE37KO
BRASS: GB37KO
ALUMINIUM: GA37KO



SS: LHE37BL
BRASS: GB37BL
ALUMINIUM: GA37BL



REPAIR ESCUTCHEON SQUARE CORNER (STICK ON) 65X48MM



SS: LHE42KY
BRASS: GB42KY
ALUMINIUM: GA42KY




SS: LHE42CY
BRASS: GB42CY
ALUMINIUM: GA42CY



SS: LHE42OV
BRASS: GB42OV
ALUMINIUM: GA42OV



SS: LHE42KO
BRASS: GB42KO
ALUMINIUM: GA42KO



SS: LHE42BL
BRASS: GB42BL
ALUMINIUM: GA42BL

REPAIR ESCUTCHEON ROUND CORNER (STICK ON) 65X48MM



SS: LHE43KY
BRASS: GB43KY
ALUMINIUM: GA43KY



SS: LHE43CY
BRASS: GB43CY
ALUMINIUM: GA43CY



SS: LHE43OV
BRASS: GB43OV
ALUMINIUM: GA43OV



SS: LHE43KO
BRASS: GB43KO
ALUMINIUM: GA43KO



SS: LHE43BL
BRASS: GB43BL
ALUMINIUM: GA43BL

ROUND REPAIR ESCUTCHEON (STICK ON) Ø52MM



SS: LHE41KY
BRASS: GB41KY
ALUMINIUM: GA41KY



SS: LHE41CY
BRASS: GB41CY
ALUMINIUM: GA41CY



SS: LHE41OV
BRASS: GB41OV
ALUMINIUM: GA41OV



SS: LHE41KO
BRASS: GB41KO
ALUMINIUM: GA41KO



SS: LHE41BL
BRASS: GB41BL
ALUMINIUM: GA41BL

ALSO AVAILABLE IN SCREW ON



G0210 TO G0219 : BLACK ANTIQUE NUMERAL SOLID 2"



G0210



G0211



G0212



G0213

G0210A TO G0219A : BLACK ANTIQUE NUMERAL SOLID 4"



G0214A



G0216A



G0217A



G0218A

G0600 TO G0609 : BLACK ANTIQUE NUMERAL HOLLOW 3"



G0602



G0603



G0607



G0609

G0650 TO G0653 : BLACK ANTIQUE HOLLOW ALPHABET 3"



G0650



G0651



G0652



G0653



VICTORIAN BRASS NUMERALS 2" (HOLLOW) GB0680 TO GB0689



GB 0680



GB 0685



GB 0687

VICTORIAN BRASS NUMERALS 3" (HOLLOW) GB0700 TO GB0709



GB 0703



GB 0704



GB 0706

VICTORIAN BRASS NUMERALS 3" (SOLID) 0 TO 9 (GB0700 TO GB0709)



GB0700



GB0701



GB0702



GB0703

ALSO AVAILABLE IN 2.5" (SOLID) - GB (700A) TO GB (709A)

BRASS ALPHABETS 2" & 3" A TO Z GB0751 TO GB0776



GB0751



GB0752



GB0753



VICTORIAN SS NUMERALS 2" (SS0600 TO SS0609)



SS0601



SS0602



SS0603

VICTORIAN SS NUMERALS 3" (SS0700 TO SS0709)



SS0703



SS0704



SS0705

SS ALPHABETS 2" A TO Z (SS0651 TO SS0676)



SS0651



SS0652



SS0653

SS ALPHABETS 3" A TO Z (SS0751 TO SS0776)



SS0751



SS0752



SS0753



Garg



WARDROBE TUBES & BRACKETS




MILD STEEL TUBES & RAIL



AVAILABLE IN VARIOUS PROFILES & SHAPES

ROUND, OVAL

Outer Diameters : 1mm to 127mm
Wall Thickness : 0.10mm to 4mm



ALSO AVAILABLE - OVAL, END BRACKETS & ACCESSORIES IN VARIOUS FINISHES.
CF. SATIN, ANTIQUE BRASS ETC

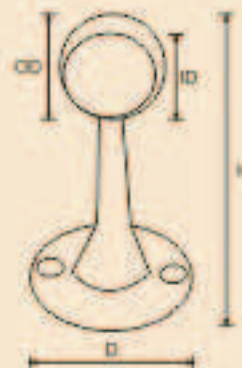
GZC-1105 : ZINC DIE CAST WARDROBE END BRACKET



TECHNICAL DATA

ITEM CODE	HEIGHT	BASE DIA.	OUTER DIA.	INNER DIA.	SCREW NO.	WT/ PCS	PCS. IN INNER	PCS. IN OUTER	PCS. IN PALLET
ZMH1105010	79	46	25	20	7	0.066	20	200	8000
ZMH1105020	89	46	31	26	7	0.078	20	200	8000

FINISH AVAILABLE : BRASS, CHROME



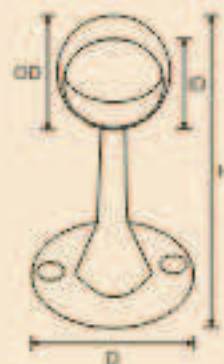
GZC-1101 : ZINC DIE CAST WARDROBE CENTRE BRACKET



TECHNICAL DATA

ITEM CODE	HEIGHT	BASE DIA.	OUTER DIA.	INNER DIA.	SCREW NO.	WT/ PCS	PCS. IN INNER	PCS. IN OUTER	PCS. IN PALLET
ZMH1101010	79	46	25	20	7	0.056	20	200	8000
ZMH1101020	89	46	31	26	7	0.069	20	200	8000

FINISH AVAILABLE : BRASS, CHROME



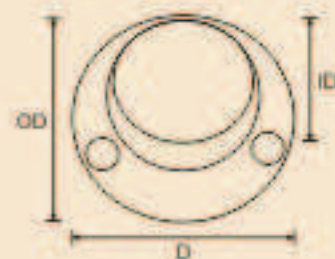
GZC1111 : ZINC DIE CAST WARDROBE END SOCKET



TECHNICAL DATA

ITEM CODE	BASE DIA.	OUTER DIA.	INNER DIA.	SCREW NO.	WT./PCS	PCS. IN INNER	PCS. IN OUTER
ZMH1111020	45	29	26	7	0.019	50	500
ZMH1111019	50	23	20	7	0.017	50	500

FINISH AVAILABLE : BRASS, CHROME



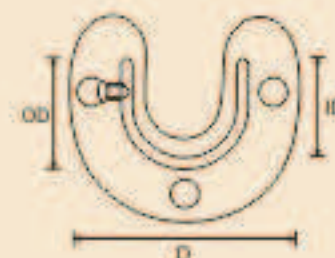
GZC1113 : ZINC DIE CAST WARDROBE HALF END SOCKET



TECHNICAL DATA

ITEM CODE	BASE DIA.	OUTER DIA.	INNER DIA.	SCREW NO.	WT./PCS	PCS. IN INNER	PCS. IN OUTER
ZMH1113025	51	30	28	7	0.035	50	500

FINISH AVAILABLE : BRASS, CHROME



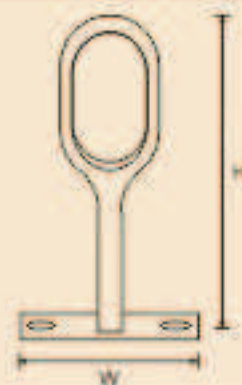
GZC1116 : ZINC DIE CAST OVAL CENTRE SOCKET



TECHNICAL DATA

ITEM CODE	SIZE	HEIGHT	WIDTH	SCREW NO.	WT./PCS	PCS. IN INNER	PCS. IN OUTER
ZMH1116019	3/4"	79	45	6	0.045	50	200
ZMH1116025	1"	81	45	6	0.050	20	200

FINISH AVAILABLE : BRASS, CHROME



GZC1121 : ZINC DIE CAST OVAL END SOCKET



TECHNICAL DATA

ITEM CODE	SIZE	LENGTH	WIDTH	SCREW NO.	WT./PCS	PCS. IN INNER	PCS. IN OUTER
ZMH1121019	3/4"	43	19	6	0.015	20	200
ZMH1121025	1"	40	15	6	0.020	20	200

FINISH AVAILABLE : BRASS, CHROME

