



LEVER HANDLES



STAINLESS STEEL LANCASTER LEVER ON ROUND ROSE (DIAMOND KNURLING)

TECHNICAL DATA

DPG CODE	SS GRADE	LENGTH	ROSE DIA	HEIGHT	SET. IN INNER	SET. IN OUTER
LHE0035	304	141	52	10	1	10
LHC0035	201	141	52	10	1	10



FEATURES:-

- Pair of lever handles on roses.
- Sprung, for use with standard duty followers.
- To suit doors up to 44mm thick.
- 8mm square spindle included for lever operation.
- Material SS, PHE - Grade 304, PHC- Grade 201.
- Grade 304 with brass spindle housing, Grade 201 With Aluminum Spindle Housing.
- Supplied With All Fixings.

FINISH AVAILABLE : SSS, PSS

STAINLESS STEEL LANCASTER LEVER ON ROUND ROSE (STRAIGHT KNURLING)

TECHNICAL DATA

DPG CODE	SS GRADE	LENGTH	ROSE DIA	HEIGHT	SET. IN INNER	SET. IN OUTER
LHE0036	304	141	52	10	1	10
LHC0036	201	141	52	10	1	10



FEATURES:-

- Pair of lever handles on roses.
- Sprung, for use with standard duty followers.
- To suit doors up to 44mm thick.
- 8mm square spindle included for lever operation.
- Material SS, PHE - Grade 304, PHC- Grade 201.
- Grade 304 with brass spindle housing, Grade 201 With Aluminum Spindle Housing.
- Supplied With All Fixings.

FINISH AVAILABLE : SSS, PSS



CORFE LEVER ON ROUND ROSE (STRAIGHT KNURLING)

TECHNICAL DATA

DPG CODE	LENGTH	ROSE DIA.	HEIGHT	WT./PAIR	SET. IN INNER	SET. IN OUTER
GB0551	130	52	10	0.700	1	10



FEATURES:-

- Pair of lever handles on roses.
- Sprung, for use with standard duty followers.
- To suit doors up to 44mm thick.
- 8mm square spindle included for lever operation.
- Material Brass alloy.
- Supplied With All Fixings.

FINISH AVAILABLE : Polished & Lacquered Brass, Chrome Plated, Satin Nickel Plated, Satin Chrome Plated

PRESTON LEVER ON ROUND ROSE (CROSS KNURLING)

TECHNICAL DATA

DPG CODE	LENGTH	ROSE DIA.	HEIGHT	WT./PAIR	SET. IN INNER	SET. IN OUTER
GB1091	131	52	10	0.644	1	10



FEATURES:-

- Pair of lever handles on roses.
- Sprung, for use with standard duty followers.
- To suit doors up to 44mm thick.
- 8mm square spindle included for lever operation.
- Material Brass alloy.
- Supplied With All Fixings.

FINISH AVAILABLE : Polished & Lacquered Brass, Chrome Plated, Satin Nickel Plated, Satin Chrome Plated

KYOTO LEVER ON ROUND ROSE (CROSS KNURLING)

TECHNICAL DATA

DPG CODE	ITEM CODE	LENGTH	ROSE DIA.	HEIGHT	SCREW NO.	SET. IN INNER	SET. IN OUTER
GA1091	AHND1091052	136	52	10	7	1	10

FINISH AVAILABLE : SAA, PAA



FEATURES:-

- Pair of lever handles on roses.
- Sprung, for use with standard duty followers.
- To suit doors up to 44mm thick.
- 8mm square spindle included for lever operation.
- Material Aluminium alloy
- Tested as per EN1906 to Grade 1.
- 100 hours salt spray tested as per ASTM B117:2016.
- Supplied With All Fixings.

FINISH AVAILABLE : SAA, PAA



HAYTON LEVER ON ROUND ROSE



1906
Gr-3



1634-1



100 Hours.



FIRE TESTED
FD-30/60 MINUTES

TECHNICAL DATA

DPG CODE	LENGTH	ROSE DIA	HEIGHT	WT/PAIR	SET IN INNER	SET IN OUTER
LHZ1014	120	52	10	0.520	1	10

FEATURES:-

- Pair of lever handles on face round rose.
- Sprung, for use with standard duty latches.
- To suit doors up to 44mm thick.
- 8mm square spindle included for lever operation.
- Material Zinc alloy.
- Tested to EN1906 to Grade 3.
- 100 hours salt spray tested as per ASTM B117:2016.
- Fire tested to 30/60 minutes as per EN1634-1.
- Supplied with fixings.

FINISH AVAILABLE : PCP, SCP, SNP, EB, ABR, SBR, EXB

BASE LEVER HANDLE ON ROUND ROSE



1906
Gr-3



1634-1



100 Hours.



FIRE TESTED
FD-30/60 MINUTES

TECHNICAL DATA

DPG CODE	LENGTH	ROSE DIA	HEIGHT	WT/PAIR	SET IN INNER	SET IN OUTER
LHZ1015	126	52	10	0.550	1	10

FEATURES:-

- Pair of lever handles on face round rose.
- Sprung, for use with standard duty latches.
- To suit doors up to 44mm thick.
- 8mm square spindle included for lever operation.
- Material Zinc alloy.
- Tested to EN1906 to Grade 3.
- 100 hours salt spray tested as per ASTM B117:2016.
- Fire tested to 30/60 minutes as per EN1634-1.
- Supplied with fixings.

FINISH AVAILABLE : PCP, SCP, SNP, EB, ABR, SBR, EXB



OLIVIA LEVER HANDLE ON ROUND ROSE



1906
Gr-3



1634-1



100 Hours.



FIRE TESTED
FD-30/60 MINUTES

TECHNICAL DATA

DPG CODE	LENGTH	ROSE DIA	HEIGHT	WT/PAIR	SET IN INNER	SET IN OUTER
LHZ0018	124	52	10	0.660	1	10

FEATURES:-

- Pair of lever handles on face round rose.
- Sprung, for use with standard duty latches.
- To suit doors up to 44mm thick.
- 8mm square spindle included for lever operation.
- Material Zinc alloy.
- Tested to EN1906 to Grade 3.
- 100 hours salt spray tested as per ASTM B117:2016.
- Fire tested to 30/60 minutes as per EN1634-1.
- Supplied with fixings.

FINISH AVAILABLE : PCP, SCP, SNP, EB, ABR, SBR, EXB

ALEXANDER LEVER HANDLE ON ROUND ROSE



1906
Gr-3



1634-1



100 Hours.



FIRE TESTED
FD-30/60 MINUTES

TECHNICAL DATA

DPG CODE	LENGTH	ROSE DIA	HEIGHT	WT/PAIR	SET IN INNER	SET IN OUTER
LHZ0019	116	52	10	0.485	1	10

FEATURES:-

- Pair of lever handles on face round rose.
- Sprung, for use with standard duty latches.
- To suit doors up to 44mm thick.
- 8mm square spindle included for lever operation.
- Material Zinc alloy.
- Tested to EN1906 to Grade 3.
- 100 hours salt spray tested as per ASTM B117:2016.
- Fire tested to 30/60 minutes as per EN1634-1.
- Supplied with fixings.

FINISH AVAILABLE : PCP, SCP, SNP, EB, ABR, SBR, EXB



VICTORIAN STRAIGHT LEVER HANDLE ON ROUND ROSE



1906
Gr-3



1634-1



100 Hours.



FIRE TESTED
FD-30/60 MINUTES

TECHNICAL DATA

DPG CODE	LENGTH	ROSE DIA	HEIGHT	WT/PAIR	SET IN INNER	SET IN OUTER
LHZ0020	109	52	10	0.335	1	10

FEATURES:-

- Pair of lever handles on face round rose.
- Sprung, for use with standard duty latches.
- To suit doors up to 44mm thick.
- 8mm square spindle included for lever operation.
- Material Zinc alloy.
- Tested to EN1906 to Grade 3.
- 100 hours salt spray tested as per ASTM B117:2016.
- Fire tested to 30/60 minutes as per EN1634-1.
- Supplied with fixings.

FINISH AVAILABLE : PCP, SCP, SNP, EB, ABR, SBR, EXB

SCROLL LEVER HANDLE ON ROUND ROSE



1906
Gr-3



1634-1



100 Hours.



FIRE TESTED
FD-30/60 MINUTES

TECHNICAL DATA

DPG CODE	LENGTH	ROSE DIA	HEIGHT	WT/PAIR	SET IN INNER	SET IN OUTER
LHZ0021	94	52	10	0.310	1	10

FEATURES:-

- Pair of lever handles on face round rose.
- Sprung, for use with standard duty latches.
- To suit doors up to 44mm thick.
- 8mm square spindle included for lever operation.
- Material Zinc alloy.
- Tested to EN1906 to Grade 3.
- 100 hours salt spray tested as per ASTM B117:2016.
- Fire tested to 30/60 minutes as per EN1634-1.
- Supplied with fixings.

FINISH AVAILABLE : PCP, SCP, SNP, EB, ABR, SBR, EXB



EDINBURGH LEVER HANDLE ON ROUND ROSE



1906
Gr-3



1634-1



100 Hours.



FIRE TESTED
FD-30/60 MINUTES

TECHNICAL DATA

DPG CODE	LENGTH	ROSE DIA	HEIGHT	WT/PAIR	SET IN INNER	SET IN OUTER
LHZ0023	122	52	10	0.570	1	10

FEATURES:-

- Pair of lever handles on face round rose.
- Sprung, for use with standard duty latches.
- To suit doors up to 44mm thick.
- 8mm square spindle included for lever operation.
- Material Zinc alloy.
- Tested to EN1906 to Grade 3.
- 100 hours salt spray tested as per ASTM B117:2016.
- Fire tested to 30/60 minutes as per EN1634-1.
- Supplied with fixings.

FINISH AVAILABLE : PCP, SCP, SNP, EB, ABR, SBR, EXB

LINDISFARNE LEVER HANDLE ON ROUND ROSE



1906
Gr-3



1634-1



100 Hours.



FIRE TESTED
FD-30/60 MINUTES

TECHNICAL DATA

DPG CODE	LENGTH	ROSE DIA	HEIGHT	WT/PAIR	SET IN INNER	SET IN OUTER
LHZ0024	140	52	10	0.590	1	10

FEATURES:-

- Pair of lever handles on face round rose.
- Sprung, for use with standard duty latches.
- To suit doors up to 44mm thick.
- 8mm square spindle included for lever operation.
- Material Zinc alloy.
- Tested to EN1906 to Grade 3.
- 100 hours salt spray tested as per ASTM B117:2016.
- Fire tested to 30/60 minutes as per EN1634-1.
- Supplied with fixings.

FINISH AVAILABLE : PCP, SCP, SNP, EB, ABR, SBR, EXB



RABY LEVER ON ROUND ROSE



1906
Gr-3



1634-1



100 Hours.



FIRE TESTED
FD-30/60 MINUTES

TECHNICAL DATA

DPG CODE	LENGTH	ROSE DIA	HEIGHT	WT./PAIR	SET IN INNER	SET IN OUTER
LH20032	130	52	10	0.515	1	10

FEATURES:-

- Pair of lever handles on face round rose.
- Sprung, for use with standard duty latches.
- To suit doors up to 44mm thick.
- 8mm square spindle included for lever operation.
- Material Zinc alloy.
- Tested to EN1906 to Grade 3.
- 100 hours salt spray tested as per ASTM B117:2016.
- Fire tested to 30/60 minutes as per EN1634-1.
- Supplied with fixings.

FINISH AVAILABLE : PCP, SCP, SNP, EB, ABR, SBR, EXB

DALTON LEVER ON ROUND ROSE



1906
Gr-3



1634-1



100 Hours.



FIRE TESTED
FD-30/60 MINUTES

TECHNICAL DATA

DPG CODE	LENGTH	ROSE DIA	HEIGHT	WT./PAIR	SET IN INNER	SET IN OUTER
LH20033	124	52	10	0.680	1	10

FEATURES:-

- Pair of lever handles on face round rose.
- Sprung, for use with standard duty latches.
- To suit doors up to 44mm thick.
- 8mm square spindle included for lever operation.
- Material Zinc alloy.
- Tested to EN1906 to Grade 3.
- 100 hours salt spray tested as per ASTM B117:2016.
- Fire tested to 30/60 minutes as per EN1634-1.
- Supplied with fixings.

FINISH AVAILABLE : PCP, SCP, SNP, EB, ABR, SBR, EXB



CHESTER LEVER ON ROUND ROSE



1906
Gr-3



1634-1



100 Hours.



FIRE TESTED
FD-30/60 MINUTES

TECHNICAL DATA

DPG CODE	LENGTH	ROSE DIA	HEIGHT	WT/PAIR	SET IN INNER	SET IN OUTER
LHZ0034	137	52	10	0.655	1	10

FEATURES:-

- Pair of lever handles on face round rose.
- Sprung, for use with standard duty latches.
- To suit doors up to 44mm thick.
- 8mm square spindle included for lever operation.
- Material Zinc alloy.
- Tested to EN1906 to Grade 3.
- 100 hours salt spray tested as per ASTM B117:2016.
- Fire tested to 30/60 minutes as per EN1634-1.
- Supplied with fixings.

FINISH AVAILABLE : PCP, SCP, SNP, EB, ABR, SBR, EXB

BAMBURGH LEVER ON ROUND ROSE



1906
Gr-3



1634-1



100 Hours.



FIRE TESTED
FD-30/60 MINUTES

TECHNICAL DATA

DPG CODE	LENGTH	ROSE DIA	HEIGHT	WT/PAIR	SET IN INNER	SET IN OUTER
LHZ0035	103	52	10	0.440	1	10

FEATURES:-

- Pair of lever handles on face round rose.
- Sprung, for use with standard duty latches.
- To suit doors up to 44mm thick.
- 8mm square spindle included for lever operation.
- Material Zinc alloy.
- Tested to EN1906 to Grade 3.
- 100 hours salt spray tested as per ASTM B117:2016.
- Fire tested to 30/60 minutes as per EN1634-1.
- Supplied with fixings.

FINISH AVAILABLE : PCP, SCP, SNP, EB, ABR, SBR, EXB



NATION LEVER ON ROUND ROSE



1906
Gr-3



1634-1



100 Hours.



**FIRE TESTED
FD-30/60 MINUTES**

TECHNICAL DATA

DPG CODE	LENGTH	ROSE DIA	HEIGHT	WT/PAIR	SET IN INNER	SET IN OUTER
LH20036	127	52	10	0.620	1	10

FEATURES:-

- Pair of lever handles on face round rose.
- Sprung, for use with standard duty latches.
- To suit doors up to 44mm thick.
- 8mm square spindle included for lever operation.
- Material Zinc alloy.
- Tested to EN1906 to Grade 3.
- 100 hours salt spray tested as per ASTM B117:2016.
- Fire tested to 30/60 minutes as per EN1634-1.
- Supplied with fixings.

FINISH AVAILABLE : PCP, SCP, SNP, EB, ABR, SBR, EXB

CORBY LEVER ON ROUND ROSE



1906
Gr-3



1634-1



100 Hours.



**FIRE TESTED
FD-30/60 MINUTES**

TECHNICAL DATA

DPG CODE	LENGTH	ROSE DIA	HEIGHT	WT/PAIR	SET IN INNER	SET IN OUTER
LH20037	119	52	10	0.635	1	10

FEATURES:-

- Pair of lever handles on face round rose.
- Sprung, for use with standard duty latches.
- To suit doors up to 44mm thick.
- 8mm square spindle included for lever operation.
- Material Zinc alloy.
- Tested to EN1906 to Grade 3.
- 100 hours salt spray tested as per ASTM B117:2016.
- Fire tested to 30/60 minutes as per EN1634-1.
- Supplied with fixings.

FINISH AVAILABLE : PCP, SCP, SNP, EB, ABR, SBR, EXB



STIRLING LEVER ON ROUND ROSE



1906
Gr-3



1634-1



100 Hours.



FIRE TESTED
FD-30/60 MINUTES

TECHNICAL DATA

DPG CODE	LENGTH	ROSE DIA	HEIGHT	WT/PAIR	SET IN INNER	SET IN OUTER
GZC0831	114	52	10	0.460	1	10

FEATURES:-

- Pair of lever handles on face round rose.
- Sprung, for use with standard duty latches.
- To suit doors up to 44mm thick.
- 8mm square spindle included for lever operation.
- Material Zinc alloy.
- Tested to EN1906 to Grade 3.
- 100 hours salt spray tested as per ASTM B117:2016.
- Fire tested to 30/60 minutes as per EN1634-1.
- Supplied with fixings.

FINISH AVAILABLE : PCP, SCP, SNP, EB, ABR, SBR, EXB

CONWY LEVER ON ROUND ROSE



1906
Gr-3



1634-1



100 Hours.



FIRE TESTED
FD-30/60 MINUTES

TECHNICAL DATA

DPG CODE	LENGTH	ROSE DIA	HEIGHT	WT/PAIR	SET IN INNER	SET IN OUTER
LHQ1100	130	52	10	0.505	1	10

FEATURES:-

- Pair of lever handles on face round rose.
- Sprung, for use with standard duty latches.
- To suit doors up to 44mm thick.
- 8mm square spindle included for lever operation.
- Material Zinc alloy.
- Tested to EN1906 to Grade 3.
- 100 hours salt spray tested as per ASTM B117:2016.
- Fire tested to 30/60 minutes as per EN1634-1.
- Supplied with fixings.

FINISH AVAILABLE : PCP, SCP, SNP, EB, ABR, SBR, EXB



ALNWICK LEVER ON ROUND ROSE



1906
Gr-3



1634-1



100 Hours.



FIRE TESTED
FD-30/60 MINUTES

TECHNICAL DATA

DPG CODE	LENGTH	ROSE DIA	HEIGHT	WT/PAIR	SET IN INNER	SET IN OUTER
LHZ1025	133	52	10	0.555	1	10

FEATURES:-

- Pair of lever handles on face round rose.
- Sprung, for use with standard duty latches.
- To suit doors up to 44mm thick.
- 8mm square spindle included for lever operation.
- Material Zinc alloy.
- Tested to EN1906 to Grade 3.
- 100 hours salt spray tested as per ASTM B117:2016.
- Fire tested to 30/60 minutes as per EN1634-1.
- Supplied with fixings.

FINISH AVAILABLE : PCP, SCP, SNP, EB, ABR, SBR, EXB

BERKELEY LEVER ON ROUND ROSE



1906
Gr-3



1634-1



100 Hours.



FIRE TESTED
FD-30/60 MINUTES

TECHNICAL DATA

DPG CODE	LENGTH	ROSE DIA	HEIGHT	WT/PAIR	SET IN INNER	SET IN OUTER
LHZ0331	117	52	10	0.535	1	10

FEATURES:-

- Pair of lever handles on face round rose.
- Sprung, for use with standard duty latches.
- To suit doors up to 44mm thick.
- 8mm square spindle included for lever operation.
- Material Zinc alloy.
- Tested to EN1906 to Grade 3.
- 100 hours salt spray tested as per ASTM B117:2016.
- Fire tested to 30/60 minutes as per EN1634-1.
- Supplied with fixings.

FINISH AVAILABLE : PCP, SCP, SNP, EB, ABR, SBR, EXB



WINDSOR LEVER ON ROUND ROSE



TECHNICAL DATA

DPG CODE	LENGTH	ROSE DIA	HEIGHT	WT/PAIR	SET IN INNER	SET IN OUTER
LH20044	108	52	10	0.360	1	10

FEATURES:-

- Pair of lever handles on face round rose.
- Sprung, for use with standard duty latches.
- To suit doors up to 44mm thick.
- 8mm square spindle included for lever operation.
- Material Zinc alloy.
- 100 hours salt spray tested as per ASTM B117:2016.
- Supplied with fixings.

FINISH AVAILABLE : PCP, SCP, SNP, EB, ABR, SBR, EXB

BRISTOL LEVER ON ROUND ROSE



TECHNICAL DATA

DPG CODE	LENGTH	ROSE DIA	HEIGHT	WT/PAIR	SET IN INNER	SET IN OUTER
LH20045	103	52	10	0.385	1	10

FEATURES:-

- Pair of lever handles on face round rose.
- Sprung, for use with standard duty latches.
- To suit doors up to 44mm thick.
- 8mm square spindle included for lever operation.
- Material Zinc alloy.
- 100 hours salt spray tested as per ASTM B117:2016.
- Supplied with fixings.

FINISH AVAILABLE : PCP, SCP, SNP, EB, ABR, SBR, EXB



BOURN LEVER ON ROUND ROSE



TECHNICAL DATA

DPG CODE	LENGTH	ROSE DIA	HEIGHT	WT/PAIR	SET IN INNER	SET IN OUTER
LHZ0046	134	52	10	0.615	1	10

FEATURES:-

- Pair of lever handles on face round rose.
- Sprung, for use with standard duty latches.
- To suit doors up to 44mm thick.
- 8mm square spindle included for lever operation.
- Material Zinc alloy.
- 100 hours salt spray tested.
- Supplied with fixings.

FINISH AVAILABLE : PCP, SCP, SNP, EB, ABR, SBR, EXB

DELTA LEVER ON ROUND ROSE



TECHNICAL DATA

DPG CODE	LENGTH	ROSE DIA	HEIGHT	WT/PAIR	SET IN INNER	SET IN OUTER
LHZ1111	123	52	10	0.530	1	10

FEATURES:-

- Pair of lever handles on face round rose.
- Sprung, for use with standard duty latches.
- To suit doors up to 44mm thick.
- 8mm square spindle included for lever operation.
- Material Zinc alloy.
- 100 hours salt spray tested.
- Supplied with fixings.

FINISH AVAILABLE : PCP, SCP, SNP, EB, ABR, SBR, EXB



ALPHA LEVER ON ROUND ROSE



TECHNICAL DATA

DPG CODE	LENGTH	ROSE DIA	HEIGHT	WT/PAIR	SET IN INNER	SET IN OUTER
LHZ1121	124	52	10	0.544	1	10

FEATURES:-

- Pair of lever handles on face round rose.
- Sprung, for use with standard duty latches.
- To suit doors up to 44mm thick.
- 8mm square spindle included for lever operation.
- Material Zinc alloy.
- 100 hours salt spray tested.
- Supplied with fixings.

FINISH AVAILABLE : PCP, SCP, SNP, EB, ABR, SBR, EXB

UAP LEVER ON ROUND ROSE



TECHNICAL DATA

DPG CODE	LENGTH	ROSE DIA	HEIGHT	WT/PAIR	SET IN INNER	SET IN OUTER
LHZ0060	133	52	10	0.554	1	10

FEATURES:-

- Pair of lever handles on face round rose.
- Sprung, for use with standard duty latches.
- To suit doors up to 44mm thick.
- 8mm square spindle included for lever operation.
- Material Zinc alloy.
- 100 hours salt spray tested.
- Supplied with fixings.

FINISH AVAILABLE : PCP, SCP, SNP, EB, ABR, SBR, EXB



MENDELLI LEVER ON ROUND ROSE



TECHNICAL DATA

DPG CODE	LENGTH	ROSE DIA	HEIGHT	WT./PAIR	SET IN INNER	SET IN OUTER
LHZ0061	124	52	10	0.480	1	10

FEATURES:-

- Pair of lever handles on face round rose.
- Sprung, for use with standard duty latches.
- To suit doors up to 44mm thick.
- 8mm square spindle included for lever operation.
- Material Zinc alloy.
- 100 hours salt spray tested.
- Supplied with fixings.

FINISH AVAILABLE : PCP, SCP, SNP, EB, ABR, SBR, EXB

ARIEL LEVER ON ROUND ROSE



TECHNICAL DATA

DPG CODE	LENGTH	ROSE DIA	HEIGHT	WT./PAIR	SET IN INNER	SET IN OUTER
LHZ0835	111	52	10	0.428	1	10

FEATURES:-

- Pair of lever handles on face round rose.
- Sprung, for use with standard duty latches.
- To suit doors up to 44mm thick.
- 8mm square spindle included for lever operation.
- Material Zinc alloy.
- 100 hours salt spray tested.
- Supplied with fixings.

FINISH AVAILABLE : PCP, SCP, SNP, EB, ABR, SBR, EXB



VICTORIAN STRAIGHT LEVER HANDLE



TECHNICAL DATA

DPG CODE	NAME	LENGTH	WIDTH	HEIGHT	CENTRE DISTANCE	WT/PAIR	SET IN INNER	SET IN OUTER
GZC0504	LEVER LOCK	153	40	10	57	0.420	1	10
GZC0501	LEVER LATCH	118	40	10	-	0.375	1	10
GZC0513	EURO PROFILE CYL	153	40	10	47.5	0.420	1	10
GZC0513A	OVAL PROFILE CYL	153	40	10	48.5	0.420	1	10
GZC0514	BATHROOM	153	40	10	57	0.470	1	10

FEATURES:-

- Pair of lever handles on face fixing backplates.
- Sprung, for use with standard duty latches.
- To suit doors up to 44mm thick.
- 8mm square spindle included for lever operation.
- 5mm spindle included with bathroom versions only.
- Material Zinc alloy.
- Tested as per EN1906 to Grade 3.
- 100 hours salt spray tested as per ASTM B117:2016.
- Fire tested to 30/60 minutes as per EN1634-1.
- Supplied with fixings.

FINISH AVAILABLE : PCP, SCP, SNP, EB, ABR, SBR, EXB

VICTORIAN SCROLL LEVER HANDLE



TECHNICAL DATA

DPG CODE	NAME	LENGTH	WIDTH	HEIGHT	CENTRE DISTANCE	WT/PAIR	SET IN INNER	SET IN OUTER
GZC0505	LEVER LOCK	153	40	10	57	0.405	1	10
GZC0502	LEVER LATCH	118	40	10	-	0.365	1	10
GZC0511	EURO PROFILE CYL	153	40	10	47.5	0.405	1	10
GZC0511A	OVAL PROFILE CYL	153	40	10	48.5	0.405	1	10
GZC0510	BATHROOM	153	40	10	57	0.455	1	10

FEATURES:-

- Pair of lever handles on face fixing backplates.
- Sprung, for use with standard duty latches.
- To suit doors up to 44mm thick.
- 8mm square spindle included for lever operation.
- 5mm spindle included with bathroom versions only.
- Material Zinc alloy.
- Tested as per EN1906 to Grade 3.
- 100 hours salt spray tested as per ASTM B117:2016.
- Fire tested to 30/60 minutes as per EN1634-1.
- Supplied with fixings.

FINISH AVAILABLE : PCP, SCP, SNP, EB, ABR, SBR, EXB

* Note : All Centre Distances in MM



CARISBROOKE SHAPED SCROLL LEVER HANDLE



TECHNICAL DATA

DPG CODE	NAME	LENGTH	WIDTH	HEIGHT	CENTRE DISTANCE	WT./PAIR	SET IN INNER	SET IN OUTER
GZC1505	LEVER LOCK	169	40	10	57	0.385	1	10
GZC1502	LEVER LATCH	169	40	10	-	0.385	1	10
GZC1511	EURO PROFILE CYL	169	40	10	47.5	0.385	1	10
GZC1508	OVAL PROFILE CYL	169	40	10	48.5	0.385	1	10
GZC1510	BATHROOM	169	40	10	57	0.430	1	10

FEATURES:-

- Pair of lever handles on face fixing backplates.
- Sprung, for use with standard duty latches.
- To suit doors up to 44mm thick.
- 8mm square spindle included for lever operation.
- 5mm spindle included with bathroom versions only.
- Material Zinc alloy.
- Tested as per EN1906 to Grade 3.
- 100 hours salt spray tested as per ASTM B117:2016.
- Fire tested to 30/60 minutes as per EN1634-1.
- Supplied with fixings.

FINISH AVAILABLE : PCP, SCP, SNP, EB, ABR, SBR, EXB

BERKELEY LEVER HANDLE



TECHNICAL DATA

DPG CODE	NAME	LENGTH	WIDTH	HEIGHT	CENTRE DISTANCE	WT./PAIR	SET IN INNER	SET IN OUTER
LH203B1	LEVER LOCK	173	40	10	57	0.640	1	10
LH203B0	LEVER LATCH	173	40	10	-	0.640	1	10
LH203B3	BATHROOM	173	40	10	57	0.690	1	10

FEATURES:-

- Pair of lever handles on face fixing backplates.
- Sprung, for use with standard duty latches.
- To suit doors up to 44mm thick.
- 8mm square spindle included for lever operation.
- 5mm spindle included with bathroom versions only.
- Material Zinc alloy.
- Tested as per EN1906 to Grade 3.
- 100 hours salt spray tested as per ASTM B117:2016.
- Fire tested to 30/60 minutes as per EN1634-1.
- Supplied with fixings.

FINISH AVAILABLE : PCP, SCP, SNP, EB, ABR, SBR, EXB

* Note : All Centre Distances in MM



ORFORD LEVER HANDLE



TECHNICAL DATA

DPG CODE	NAME	LENGTH	WIDTH	HEIGHT	CENTRE DISTANCE	WT/PAIR	SET. IN INNER	SET. IN OUTER
GZC5505	LEVER LOCK	169	50	10	57	0.615	1	10
GZC5502	LEVER LATCH	169	50	10	-	0.615	1	10
GZC5503	EURO PROFILE CYL	169	50	10	47.5	0.615	1	10
GZC5504	OVAL PROFILE CYL	169	50	10	48.5	0.615	1	10
GZC5510	BATHROOM	169	50	10	57	0.665	1	10

FEATURES:-

- Pair of lever handles on face fixing backplates.
- Sprung, for use with standard duty latches.
- To suit doors up to 44mm thick.
- 8mm square spindle included for lever operation.
- 5mm spindle included with bathroom versions only.
- Material Zinc alloy.
- Tested as per EN1906 to Grade 3.
- 100 hours salt spray tested as per ASTM B117:2016.
- Fire tested to 30/60 minutes as per EN1634-1.
- Supplied with fixings.

FINISH AVAILABLE : PCP, SCP, SNP, EB, ABR, SBR, EXB

ACASTLE LEVER HANDLE



TECHNICAL DATA

DPG CODE	NAME	LENGTH	WIDTH	HEIGHT	CENTRE DISTANCE	WT/PAIR	SET. IN INNER	SET. IN OUTER
LHZ0051	LEVER LOCK	169	47	10	57	0.470	1	10
LHZ0052	LEVER LATCH	169	47	10	-	0.470	1	10
LHZ0053	EURO PROFILE CYL	169	47	10	47.5	0.470	1	10
LHZ0054	OVAL PROFILE CYL	169	47	10	48.5	0.470	1	10
LHZ0055	BATHROOM	169	47	10	57	0.520	1	10

FEATURES:-

- Pair of lever handles on face fixing backplates.
- Sprung, for use with standard duty latches.
- To suit doors up to 44mm thick.
- 8mm square spindle included for lever operation.
- 5mm spindle included with bathroom versions only.
- Material Zinc alloy.
- Tested as per EN1906 to Grade 3.
- 100 hours salt spray tested as per ASTM B117:2016.
- Fire tested to 30/60 minutes as per EN1634-1.
- Supplied with fixings.

FINISH AVAILABLE : PCP, SCP, SNP, EB, ABR, SBR, EXB

* Note : All Centre Distances in MM

MENDELLI LEVER HANDLE



TECHNICAL DATA

DPG CODE	NAME	LENGTH	WIDTH	HEIGHT	CENTRE DISTANCE	WT./PAIR	SET. IN INNER	SET. IN OUTER
LHZD400	LEVER LOCK	178	50	10	57	0.600	1	10
LHZD402	LEVER LATCH	178	50	10	-	0.600	1	10
LHZD403	EURO PROFILE CYL	178	50	10	47.5	0.600	1	10
LHZD404	OVAL PROFILE CYL	178	50	10	48.5	0.600	1	10
LHZD401	BATHROOM	178	50	10	57	0.650	1	10

FEATURES:-

- Pair of lever handles on face fixing backplates.
- Sprung, for use with standard duty latches.
- To suit doors up to 44mm thick.
- 8mm square spindle included for lever operation.
- 5mm spindle included with bathroom versions only.
- Material Zinc alloy.
- Tested as per EN1906 to Grade 3.
- 100 hours salt spray tested as per ASTM B117:2016.
- Fire tested to 30/60 minutes as per EN1634-1.
- Supplied with fixings.

FINISH AVAILABLE : PCP, SCP, SNP, EB, ABR, SBR, EXB

ZINC ESCUTCHEON & INDICATOR



LHZ31KY
KY Escutcheon



LHZ31KO
KO Escutcheon



LHZ31CY
CY Escutcheon



LHZ31OV
Oval Escutcheon



NSS
100 Hours. **FIRE TESTED**
FD-30/60 MINUTES



GZC2051
Indicator Bolt



LHZA004
Bathroom Turn

FINISH AVAILABLE : PCP, SCP, SNP, EB, ABR, SBR, EXB



STAINLESS STEEL RADIUS LEVER HANDLE



1906 Gr-4



1634-1



100 Hours.



FIRE TESTED
FD-30/60/120/240
MINUTES

TECHNICAL DATA

DPG CODE	SS GRADE	LENGTH	ROSE DIA	HEIGHT	SET. IN INNER	SET. IN OUTER
LHE0001	304	135	52	10	1	20
LHC0001	201	135	52	10	1	20

FEATURES:-

- Pair of lever handles on roses.
- Sprung, for use with standard duty followers.
- To suit doors up to 44mm thick.
- 8mm square spindle included for lever operation.
- Material SS, PHE - Grade 304, PHC- Grade 201.
- Grade 304 with brass spindle housing, Grade 201 With Aluminum Spindle Housing.
- Supplied With All Fixings.

FINISH AVAILABLE : SSS, PSS

STAINLESS STEEL RETURN TO DOOR LEVER HANDLE



1906 Gr-4



1634-1



100 Hours.



FIRE TESTED
FD-30/60/120/240
MINUTES

TECHNICAL DATA

DPG CODE	SS GRADE	LENGTH	ROSE DIA	HEIGHT	SET. IN INNER	SET. IN OUTER
LHE0002	304	140	52	10	1	20
LHC0002	201	140	52	10	1	20

FEATURES:-

- Pair of lever handles on roses.
- Sprung, for use with standard duty followers.
- To suit doors up to 44mm thick.
- 8mm square spindle included for lever operation.
- Material SS, PHE - Grade 304, PHC- Grade 201.
- Grade 304 with brass spindle housing, Grade 201 With Aluminum Spindle Housing.
- Supplied With All Fixings.

FINISH AVAILABLE : SSS, PSS



STAINLESS STEEL MITRED LEVER HANDLE



1906 Gr-4



1634-1



100 Hours.



FIRE TESTED
FD-30/60/120/240
MINUTES

TECHNICAL DATA

DPG CODE	SS GRADE	LENGTH	ROSE DIA	HEIGHT	SET. IN INNER	SET. IN OUTER
LHE0003	304	135	52	10	1	20
LHC0003	201	135	52	10	1	20

FEATURES:-

- Pair of lever handles on roses.
- Sprung, for use with standard duty followers.
- To suit doors up to 44mm thick.
- 8mm square spindle included for lever operation.
- Material SS, PHE - Grade 304, PHC- Grade 201.
- Grade 304 with brass spindle housing, Grade 201 With Aluminum Spindle Housing.
- Supplied With All Fixings.

FINISH AVAILABLE : SSS, PSS

STAINLESS STEEL CURVE LEVER HANDLE



1906 Gr-4



1634-1



100 Hours.



FIRE TESTED
FD-30/60/120/240
MINUTES

TECHNICAL DATA

DPG CODE	SS GRADE	LENGTH	ROSE DIA	HEIGHT	SET. IN INNER	SET. IN OUTER
LHE0004	304	135	52	10	1	20
LHC0004	201	135	52	10	1	20

FEATURES:-

- Pair of lever handles on roses.
- Sprung, for use with standard duty followers.
- To suit doors up to 44mm thick.
- 8mm square spindle included for lever operation.
- Material SS, PHE - Grade 304, PHC- Grade 201.
- Grade 304 with brass spindle housing, Grade 201 With Aluminum Spindle Housing.
- Supplied With All Fixings.

FINISH AVAILABLE : SSS, PSS



STAINLESS STEEL LEVER HANDLE



1906
Gr-4



1634-1



100 Hours.



FIRE TESTED
FD-30/60/120/240
MINUTES

TECHNICAL DATA

DPG CODE	SS GRADE	LENGTH	ROSE DIA	HEIGHT	SET. IN INNER	SET. IN OUTER
LHE0005	304	140	52	10	1	20
LHC0005	201	140	52	10	1	20

FEATURES:-

- Pair of lever handles on roses.
- Sprung, for use with standard duty followers.
- To suit doors up to 44mm thick.
- 8mm square spindle included for lever operation.
- Material SS, PHE - Grade 304, PHC- Grade 201.
- Grade 304 with brass spindle housing, Grade 201 With Aluminum Spindle Housing.
- Supplied With All Fixings.

FINISH AVAILABLE : SSS, PSS

STAINLESS STEEL LEVER HANDLE



1906
Gr-4



1634-1



100 Hours.



FIRE TESTED
FD-30/60/120/240
MINUTES

TECHNICAL DATA

DPG CODE	SS GRADE	LENGTH	ROSE DIA	HEIGHT	SET. IN INNER	SET. IN OUTER
LHE0006	304	135	52	10	1	20
LHC0006	201	135	52	10	1	20

FEATURES:-

- Pair of lever handles on roses.
- Sprung, for use with standard duty followers.
- To suit doors up to 44mm thick.
- 8mm square spindle included for lever operation.
- Material SS, PHE - Grade 304, PHC- Grade 201.
- Grade 304 with brass spindle housing, Grade 201 With Aluminum Spindle Housing.
- Supplied With All Fixings.

FINISH AVAILABLE : SSS, PSS



STAINLESS STEEL LEVER HANDLE



1906
Gr-4



1634-1



100 Hours.



FIRE TESTED
FD-30/60/120/240
MINUTES

TECHNICAL DATA

DPG CODE	SS GRADE	LENGTH	ROSE DIA	HEIGHT	SET. IN INNER	SET. IN OUTER
LHE0007	304	135	52	10	1	20
LHC0007	201	135	52	10	1	20

FEATURES:-

- Pair of lever handles on roses.
- Sprung, for use with standard duty followers.
- To suit doors up to 44mm thick.
- 8mm square spindle included for lever operation.
- Material SS, PHE - Grade 304, PHC- Grade 201.
- Grade 304 with brass spindle housing, Grade 201 With Aluminum Spindle Housing.
- Supplied With All Fixings.

FINISH AVAILABLE : SSS, PSS

STAINLESS STEEL LEVER HANDLE



1906
Gr-4



1634-1



100 Hours.



FIRE TESTED
FD-30/60/120/240
MINUTES

TECHNICAL DATA

DPG CODE	SS GRADE	LENGTH	ROSE DIA	HEIGHT	SET. IN INNER	SET. IN OUTER
LHE0008	304	135	52	10	1	20
LHC0008	201	135	52	10	1	20

FEATURES:-

- Pair of lever handles on roses.
- Sprung, for use with standard duty followers.
- To suit doors up to 44mm thick.
- 8mm square spindle included for lever operation.
- Material SS, PHE - Grade 304, PHC- Grade 201.
- Grade 304 with brass spindle housing, Grade 201 With Aluminum Spindle Housing.
- Supplied With All Fixings.

FINISH AVAILABLE : SSS PSS



STAINLESS STEEL LEVER HANDLE



1906
Gr-4



1634-1



100 Hours.



FIRE TESTED
FD-30/60/120/240
MINUTES

TECHNICAL DATA

DPG CODE	SS GRADE	LENGTH	ROSE DIA	HEIGHT	SET. IN INNER	SET. IN OUTER
LHE0009	304	135	52	10	1	20
LHC0009	201	135	52	10	1	20

FEATURES:-

- Pair of lever handles on roses.
- Sprung, for use with standard duty followers.
- To suit doors up to 44mm thick.
- 8mm square spindle included for lever operation.
- Material SS, PHE - Grade 304, PHC- Grade 201.
- Grade 304 with brass spindle housing, Grade 201 With Aluminum Spindle Housing.
- Supplied With All Fixings.

FINISH AVAILABLE : SSS, PSS

STAINLESS STEEL LEVER HANDLE



1906
Gr-4



1634-1



100 Hours.



FIRE TESTED
FD-30/60/120/240
MINUTES

TECHNICAL DATA

DPG CODE	SS GRADE	LENGTH	ROSE DIA	HEIGHT	SET. IN INNER	SET. IN OUTER
LHE0010	304	135	52	10	1	20
LHC0010	201	135	52	10	1	20

FEATURES:-

- Pair of lever handles on roses.
- Sprung, for use with standard duty followers.
- To suit doors up to 44mm thick.
- 8mm square spindle included for lever operation.
- Material SS, PHE - Grade 304, PHC- Grade 201.
- Grade 304 with brass spindle housing, Grade 201 With Aluminum Spindle Housing.
- Supplied With All Fixings.

FINISH AVAILABLE : SSS PSS



STAINLESS STEEL LEVER HANDLE



1906
Gr-4



1634-1



100 Hours.



FIRE TESTED
FD-30/60/120/240
MINUTES

TECHNICAL DATA

DPG CODE	SS GRADE	LENGTH	ROSE DIA	HEIGHT	SET. IN INNER	SET. IN OUTER
LHE0011	304	135	52	10	1	20
LHC0011	201	135	52	10	1	20

FEATURES:-

- Pair of lever handles on roses.
- Sprung, for use with standard duty followers.
- To suit doors up to 44mm thick.
- 8mm square spindle included for lever operation.
- Material SS, PHE - Grade 304, PHC- Grade 201.
- Grade 304 with brass spindle housing, Grade 201 With Aluminum Spindle Housing.
- Supplied With All Fixings.

FINISH AVAILABLE : SSS, PSS

STAINLESS STEEL LEVER HANDLE



1906
Gr-4



1634-1



100 Hours.



FIRE TESTED
FD-30/60/120/240
MINUTES

TECHNICAL DATA

DPG CODE	SS GRADE	LENGTH	ROSE DIA	HEIGHT	SET. IN INNER	SET. IN OUTER
LHE0012	304	135	52	10	1	20
LHC0012	201	135	52	10	1	20

FEATURES:-

- Pair of lever handles on roses.
- Sprung, for use with standard duty followers.
- To suit doors up to 44mm thick.
- 8mm square spindle included for lever operation.
- Material SS, PHE - Grade 304, PHC- Grade 201.
- Grade 304 with brass spindle housing, Grade 201 With Aluminum Spindle Housing.
- Supplied With All Fixings.

FINISH AVAILABLE : SSS, PSS



STAINLESS STEEL LEVER HANDLE



1906
Gr-4



1634-1



100 Hours.



FIRE TESTED
FD-30/60/120/240
MINUTES

TECHNICAL DATA

DPG CODE	SS GRADE	LENGTH	ROSE DIA	HEIGHT	SET. IN INNER	SET. IN OUTER
LHE0013	304	135	52	10	1	20
LHC0013	201	135	52	10	1	20

FEATURES:-

- Pair of lever handles on roses.
- Sprung, for use with standard duty followers.
- To suit doors up to 44mm thick.
- 8mm square spindle included for lever operation.
- Material SS, PHE - Grade 304, PHC- Grade 201.
- Grade 304 with brass spindle housing, Grade 201 With Aluminum Spindle Housing.
- Supplied With All Fixings.

FINISH AVAILABLE : SSS, PSS

STAINLESS STEEL LEVER HANDLE



1906
Gr-4



1634-1



100 Hours.



FIRE TESTED
FD-30/60/120/240
MINUTES

TECHNICAL DATA

DPG CODE	SS GRADE	LENGTH	ROSE DIA	HEIGHT	SET. IN INNER	SET. IN OUTER
LHE0014	304	135	52	10	1	20
LHC0014	201	135	52	10	1	20

FEATURES:-

- Pair of lever handles on roses.
- Sprung, for use with standard duty followers.
- To suit doors up to 44mm thick.
- 8mm square spindle included for lever operation.
- Material SS, PHE - Grade 304, PHC- Grade 201.
- Grade 304 with brass spindle housing, Grade 201 With Aluminum Spindle Housing.
- Supplied With All Fixings.

FINISH AVAILABLE : SSS, PSS



STAINLESS STEEL LEVER HANDLE



1906
Gr-4



1634-1



100 Hours.



FIRE TESTED
FD-30/60/120/240
MINUTES

TECHNICAL DATA

DPG CODE	SS GRADE	LENGTH	ROSE DIA	HEIGHT	SET. IN INNER	SET. IN OUTER
LHE0015	304	135	52	10	1	20
LHC0015	201	135	52	10	1	20

FEATURES:-

- Pair of lever handles on roses.
- Sprung, for use with standard duty followers.
- To suit doors up to 44mm thick.
- 8mm square spindle included for lever operation.
- Material SS, PHE - Grade 304, PHC- Grade 201.
- Grade 304 with brass spindle housing, Grade 201 With Aluminum Spindle Housing.
- Supplied With All Fixings.

FINISH AVAILABLE : SSS, PSS

STAINLESS STEEL LEVER HANDLE



1906
Gr-4



1634-1



100 Hours.



FIRE TESTED
FD-30/60/120/240
MINUTES

TECHNICAL DATA

DPG CODE	SS GRADE	LENGTH	ROSE DIA	HEIGHT	SET. IN INNER	SET. IN OUTER
LHE0016	304	135	52	10	1	20
LHC0016	201	135	52	10	1	20

FEATURES:-

- Pair of lever handles on roses.
- Sprung, for use with standard duty followers.
- To suit doors up to 44mm thick.
- 8mm square spindle included for lever operation.
- Material SS, PHE - Grade 304, PHC- Grade 201.
- Grade 304 with brass spindle housing, Grade 201 With Aluminum Spindle Housing.
- Supplied With All Fixings.

FINISH AVAILABLE : SSS, PSS



STAINLESS STEEL LEVER HANDLE



1906
Gr-4



1634-1



100 Hours.



FIRE TESTED
FD-30/60/120/240
MINUTES

TECHNICAL DATA

DPG CODE	SS GRADE	LENGTH	ROSE DIA	HEIGHT	SET. IN INNER	SET. IN OUTER
LHE0020	304	135	52	10	1	20
LHC0020	201	135	52	10	1	20

FEATURES:-

- Pair of lever handles on roses.
- Sprung, for use with standard duty followers.
- To suit doors up to 44mm thick.
- 8mm square spindle included for lever operation.
- Material SS, PHE - Grade 304, PHC- Grade 201.
- Grade 304 with brass spindle housing, Grade 201 With Aluminum Spindle Housing.
- Supplied With All Fixings.

FINISH AVAILABLE : SSS, PSS

STAINLESS STEEL LEVER HANDLE



1906
Gr-4



1634-1



100 Hours.



FIRE TESTED
FD-30/60/120/240
MINUTES

TECHNICAL DATA

DPG CODE	SS GRADE	LENGTH	ROSE DIA	HEIGHT	SET. IN INNER	SET. IN OUTER
LHE0021	304	135	52	10	1	20
LHC0021	201	135	52	10	1	20

FEATURES:-

- Pair of lever handles on roses.
- Sprung, for use with standard duty followers.
- To suit doors up to 44mm thick.
- 8mm square spindle included for lever operation.
- Material SS, PHE - Grade 304, PHC- Grade 201.
- Grade 304 with brass spindle housing, Grade 201 With Aluminum Spindle Housing.
- Supplied With All Fixings.

FINISH AVAILABLE : SSS, PSS



STAINLESS STEEL LEVER HANDLE



1906
Gr-4



1634-1



100 Hours.



FIRE TESTED
FD-30/60/120/240
MINUTES

TECHNICAL DATA

DPG CODE	SS GRADE	LENGTH	ROSE DIA	HEIGHT	SET. IN INNER	SET. IN OUTER
LHE0022	304	135	52	10	1	20
LHC0022	201	135	52	10	1	20

FEATURES:-

- Pair of lever handles on roses.
- Sprung, for use with standard duty followers.
- To suit doors up to 44mm thick.
- 8mm square spindle included for lever operation.
- Material SS, PHE - Grade 304, PHC- Grade 201.
- Grade 304 with brass spindle housing, Grade 201 With Aluminum Spindle Housing.
- Supplied With All Fixings.

FINISH AVAILABLE : SSS, PSS

STAINLESS STEEL LEVER HANDLE



1906
Gr-4



1634-1



100 Hours.



FIRE TESTED
FD-30/60/120/240
MINUTES

TECHNICAL DATA

DPG CODE	SS GRADE	LENGTH	ROSE DIA	HEIGHT	SET. IN INNER	SET. IN OUTER
LHE0023	304	135	52	10	1	20
LHC0023	201	135	52	10	1	20

FEATURES:-

- Pair of lever handles on roses.
- Sprung, for use with standard duty followers.
- To suit doors up to 44mm thick.
- 8mm square spindle included for lever operation.
- Material SS, PHE - Grade 304, PHC- Grade 201.
- Grade 304 with brass spindle housing, Grade 201 With Aluminum Spindle Housing.
- Supplied With All Fixings.

FINISH AVAILABLE : SSS, PSS



STAINLESS STEEL LEVER HANDLE



1906
Gr-4



1634-1



100 Hours.



FIRE TESTED
FD-30/60/120/240
MINUTES

TECHNICAL DATA

DPG CODE	SS GRADE	LENGTH	ROSE DIA	HEIGHT	SET. IN INNER	SET. IN OUTER
LHE0024	304	135	52	10	1	20
LHC0024	201	135	52	10	1	20

FEATURES:-

- Pair of lever handles on roses.
- Sprung, for use with standard duty followers.
- To suit doors up to 44mm thick.
- 8mm square spindle included for lever operation.
- Material SS, PHE - Grade 304, PHC- Grade 201.
- Grade 304 with brass spindle housing, Grade 201 With Aluminum Spindle Housing.
- Supplied With All Fixings.

FINISH AVAILABLE : SSS, PSS

STAINLESS STEEL LEVER HANDLE



1906
Gr-4



1634-1



100 Hours.



FIRE TESTED
FD-30/60/120/240
MINUTES

TECHNICAL DATA

DPG CODE	SS GRADE	LENGTH	ROSE DIA	HEIGHT	SET. IN INNER	SET. IN OUTER
LHE0025	304	142	52	10	1	20
LHC0025	201	142	52	10	1	20

FEATURES:-

- Pair of lever handles on roses.
- Sprung, for use with standard duty followers.
- To suit doors up to 44mm thick.
- 8mm square spindle included for lever operation.
- Material SS, PHE - Grade 304, PHC- Grade 201.
- Grade 304 with brass spindle housing, Grade 201 With Aluminum Spindle Housing.
- Supplied With All Fixings.

FINISH AVAILABLE : SSS, PSS



STAINLESS STEEL LEVER HANDLE



1906
Gr-4



1634-1



100 Hours.



FIRE TESTED
FD-30/60/120/240
MINUTES

TECHNICAL DATA

DPG CODE	SS GRADE	LENGTH	ROSE DIA	HEIGHT	SET. IN INNER	SET. IN OUTER
LHE0026	304	135	52	10	1	20
LHC0026	201	135	52	10	1	20

FEATURES:-

- Pair of lever handles on roses.
- Sprung, for use with standard duty followers.
- To suit doors up to 44mm thick.
- 8mm square spindle included for lever operation.
- Material SS, PHE - Grade 304, PHC- Grade 201.
- Grade 304 with brass spindle housing, Grade 201 With Aluminum Spindle Housing.
- Supplied With All Fixings.

FINISH AVAILABLE : SSS, PSS

STAINLESS STEEL LEVER HANDLE



1906
Gr-4



1634-1



100 Hours.



FIRE TESTED
FD-30/60/120/240
MINUTES

TECHNICAL DATA

DPG CODE	SS GRADE	LENGTH	ROSE DIA	HEIGHT	SET. IN INNER	SET. IN OUTER
LHE0028	304	135	52	10	1	20
LHC0028	201	135	52	10	1	20

FEATURES:-

- Pair of lever handles on roses.
- Sprung, for use with standard duty followers.
- To suit doors up to 44mm thick.
- 8mm square spindle included for lever operation.
- Material SS, PHE - Grade 304, PHC- Grade 201.
- Grade 304 with brass spindle housing, Grade 201 With Aluminum Spindle Housing.
- Supplied With All Fixings.

FINISH AVAILABLE : SSS, PSS



STAINLESS STEEL LEVER HANDLE



1906
Gr-4



1634-1



100 Hours.



FIRE TESTED
FD-30/60/120/240
MINUTES

TECHNICAL DATA

DPG CODE	SS GRADE	LENGTH	ROSE DIA	HEIGHT	SET. IN INNER	SET. IN OUTER
LHE0029	304	135	52	10	1	20
LHC0029	201	135	52	10	1	20

FEATURES:-

- Pair of lever handles on roses.
- Sprung, for use with standard duty followers.
- To suit doors up to 44mm thick.
- 8mm square spindle included for lever operation.
- Material SS, PHE - Grade 304, PHC- Grade 201.
- Grade 304 with brass spindle housing, Grade 201 With Aluminum Spindle Housing.
- Supplied With All Fixings.

FINISH AVAILABLE : SSS, PSS

STAINLESS STEEL LEVER HANDLE



1906
Gr-4



1634-1



100 Hours.



FIRE TESTED
FD-30/60/120/240
MINUTES

TECHNICAL DATA

DPG CODE	SS GRADE	LENGTH	ROSE DIA	HEIGHT	SET. IN INNER	SET. IN OUTER
LHE0030	304	135	52	10	1	20
LHC0030	201	135	52	10	1	20

FEATURES:-

- Pair of lever handles on roses.
- Sprung, for use with standard duty followers.
- To suit doors up to 44mm thick.
- 8mm square spindle included for lever operation.
- Material SS, PHE - Grade 304, PHC- Grade 201.
- Grade 304 with brass spindle housing, Grade 201 With Aluminum Spindle Housing.
- Supplied With All Fixings.

FINISH AVAILABLE : SSS, PSS



STAINLESS STEEL RETURN TO DOOR LEVER HANDLE WITH PRIVACY FUNCTION



1906 Gr-4



1634-1



100 Hours.



FIRE TESTED
FD-30/60/120/240
MINUTES

TECHNICAL DATA

DPG CODE	SS GRADE	LENGTH	ROSE DIA	HEIGHT	SET. IN INNER	SET. IN OUTER
LHE0102	304	135	52	10	1	20
LHC0102	201	135	52	10	1	20

FEATURES:-

- Pair of lever handles on roses.
- Sprung, for use with standard duty followers.
- To suit doors up to 44mm thick.
- 8mm square spindle included for lever operation.
- Material SS, PHE - Grade 304, PHC- Grade 201.
- Grade 304 with brass spindle housing, Grade 201 With Aluminum Spindle Housing.
- Supplied With All Fixings.

FINISH AVAILABLE : SSS, PSS

STAINLESS STEEL MITRED LEVER HANDLE WITH PRIVACY FUNCTION



1906 Gr-4



1634-1



100 Hours.



FIRE TESTED
FD-30/60/120/240
MINUTES

TECHNICAL DATA

DPG CODE	SS GRADE	LENGTH	ROSE DIA	HEIGHT	SET. IN INNER	SET. IN OUTER
LHE0103	304	135	52	10	1	20
LHC0103	201	135	52	10	1	20

FEATURES:-

- Pair of lever handles on roses.
- Sprung, for use with standard duty followers.
- To suit doors up to 44mm thick.
- 8mm square spindle included for lever operation.
- Material SS, PHE - Grade 304, PHC- Grade 201.
- Grade 304 with brass spindle housing, Grade 201 With Aluminum Spindle Housing.
- Supplied With All Fixings.

FINISH AVAILABLE : SSS, PSS



STAINLESS STEEL CURVE LEVER HANDLE WITH PRIVACY FUNCTION



1906
Gr-4



1634-1



100 Hours.



FIRE TESTED
FD-30/60/120/240
MINUTES

TECHNICAL DATA

DPG CODE	SS GRADE	LENGTH	ROSE DIA	HEIGHT	SET. IN INNER	SET. IN OUTER
LHE0104	304	135	52	10	1	20
LHC0104	201	135	52	10	1	20

FEATURES:-

- Pair of lever handles on roses.
- Sprung, for use with standard duty followers.
- To suit doors up to 44mm thick.
- 8mm square spindle included for lever operation.
- Material SS, PHE - Grade 304, PHC- Grade 201.
- Grade 304 with brass spindle housing, Grade 201 With Aluminum Spindle Housing.
- Supplied With All Fixings.

FINISH AVAILABLE : SSS PSS

STAINLESS STEEL RADIUS LEVER HANDLE (D - Ø22)



1906
Gr-4



1634-1



100 Hours.



FIRE TESTED
FD-30/60/120/240
MINUTES

TECHNICAL DATA

DPG CODE	SS GRADE	LENGTH	ROSE DIA	HEIGHT	SET. IN INNER	SET. IN OUTER
LHE0201	304	135	52	10	1	20
LHC0201	201	135	52	10	1	20

FEATURES:-

- Pair of lever handles on roses.
- Sprung, for use with standard duty followers.
- To suit doors up to 44mm thick.
- 8mm square spindle included for lever operation.
- Material SS, PHE - Grade 304, PHC- Grade 201.
- Grade 304 with brass spindle housing, Grade 201 With Aluminum Spindle Housing.
- Supplied With All Fixings.

FINISH AVAILABLE : SSS, PSS



STAINLESS STEEL LEVER HANDLE (D - Ø22)



1906
Gr-4



1634-1



100 Hours.



FIRE TESTED
FD-30/60/120/240
MINUTES

TECHNICAL DATA

DPG CODE	SS GRADE	LENGTH	ROSE DIA	HEIGHT	SET. IN INNER	SET. IN OUTER
LHE0202	304	140	52	10	1	20
LHC0202	201	140	52	10	1	20

FEATURES:-

- Pair of lever handles on roses.
- Sprung, for use with standard duty followers.
- To suit doors up to 44mm thick.
- 8mm square spindle included for lever operation.
- Material SS, PHE - Grade 304, PHC- Grade 201.
- Grade 304 with brass spindle housing, Grade 201 With Aluminum Spindle Housing.
- Supplied With All Fixings.

FINISH AVAILABLE : SSS, PSS

STAINLESS STEEL LEVER HANDLE (D - Ø22)



1906
Gr-4



1634-1



100 Hours.



FIRE TESTED
FD-30/60/120/240
MINUTES

TECHNICAL DATA

DPG CODE	SS GRADE	LENGTH	ROSE DIA	HEIGHT	SET. IN INNER	SET. IN OUTER
LHE0203	304	140	52	10	1	20
LHC0203	201	140	52	10	1	20

FEATURES:-

- Pair of lever handles on roses.
- Sprung, for use with standard duty followers.
- To suit doors up to 44mm thick.
- 8mm square spindle included for lever operation.
- Material SS, PHE - Grade 304, PHC- Grade 201.
- Grade 304 with brass spindle housing, Grade 201 With Aluminum Spindle Housing.
- Supplied With All Fixings.

FINISH AVAILABLE : SSS, PSS



STAINLESS STEEL B1 RADIUS LEVER ON ROUND ROSE



TECHNICAL DATA

DPG CODE	SS GRADE	LENGTH	ROSE DIA	HEIGHT	SET. IN INNER	SET. IN OUTER
LHE0B11	304	135	50	8	1	20
LHCOB11	201	135	50	8	1	20

FEATURES:-

- Pair of lever handles on roses.
- Bottom rose nylon
- Sprung, for use with standard duty followers.
- To suit doors up to 44mm thick.
- 8mm square spindle included for lever operation.
- Material SS, PHE - Grade 304, PHC- Grade 201.
- Grade 304 with brass spindle housing, Grade 201 With Aluminum Spindle Housing.
- Supplied With All Fixings.

FINISH AVAILABLE : SSS, PSS

STAINLESS STEEL B1 RETURN TO DOOR LEVER ON ROUND ROSE



TECHNICAL DATA

DPG CODE	SS GRADE	LENGTH	ROSE DIA	HEIGHT	SET. IN INNER	SET. IN OUTER
LHE0B12	304	140	50	8	1	20
LHCOB12	201	140	50	8	1	20

FEATURES:-

- Pair of lever handles on roses.
- Bottom rose nylon
- Sprung, for use with standard duty followers.
- To suit doors up to 44mm thick.
- 8mm square spindle included for lever operation.
- Material SS, PHE - Grade 304, PHC- Grade 201.
- Grade 304 with brass spindle housing, Grade 201 With Aluminum Spindle Housing.
- Supplied With All Fixings.

FINISH AVAILABLE : SSS, PSS



STAINLESS STEEL B1 MITRED LEVER HANDLE



TECHNICAL DATA

DPG CODE	SS GRADE	LENGTH	ROSE DIA	HEIGHT	SET. IN INNER	SET. IN OUTER
LHE0B13	304	135	50	8	1	20
LHC0B13	201	135	50	8	1	20

FEATURES:-

- Pair of lever handles on roses.
- Bottom rose nylon
- Sprung, for use with standard duty followers.
- To suit doors up to 44mm thick.
- 8mm square spindle included for lever operation.
- Material SS, PHE - Grade 304, PHC- Grade 201.
- Grade 304 with brass spindle housing, Grade 201 With Aluminum Spindle Housing.
- Supplied With All Fixings.

FINISH AVAILABLE : SSS, PSS

STAINLESS STEEL B1 CURVE LEVER HANDLE



TECHNICAL DATA

DPG CODE	SS GRADE	LENGTH	ROSE DIA	HEIGHT	SET. IN INNER	SET. IN OUTER
LHE0B14	304	125	50	8	1	20
LHC0B14	201	125	50	8	1	20

FEATURES:-

- Pair of lever handles on roses.
- Bottom rose nylon
- Sprung, for use with standard duty followers.
- To suit doors up to 44mm thick.
- 8mm square spindle included for lever operation.
- Material SS, PHE - Grade 304, PHC- Grade 201.
- Grade 304 with brass spindle housing, Grade 201 With Aluminum Spindle Housing.
- Supplied With All Fixings.

FINISH AVAILABLE : SSS, PSS



STAINLESS STEEL BLIND ESCUTCHEON



100 Hours.



FIRE TESTED
FD-30/60/120/240
MINUTES

TECHNICAL DATA

DPG CODE	SS GRADE	ROSE DIA	PCS. IN INNER	PCS. IN OUTER
LHE31BL	304	52X5mm	10	100
LHC31BL	201	52X5mm	10	100
LHE31BL	304	52X8mm	10	100
LHC31BL	201	52X8mm	10	100

FINISH AVAILABLE : SATIN, CP, EB

STAINLESS STEEL EUROPROFILE ESCUTCHEON



100 Hours.



FIRE TESTED
FD-30/60/120/240
MINUTES

TECHNICAL DATA

DPG CODE	SS GRADE	ROSE DIA	PCS. IN INNER	PCS. IN OUTER
LHE31CY	304	52X5mm	10	100
LHC31CY	201	52X5mm	10	100
LHE31CY	304	52X8mm	10	100
LHC31CY	201	52X8mm	10	100

FINISH AVAILABLE : SATIN, CP, EB

STAINLESS STEEL OVAL ESCUTCHEON



100 Hours.



FIRE TESTED
FD-30/60/120/240
MINUTES

TECHNICAL DATA

DPG CODE	SS GRADE	ROSE DIA	PCS. IN INNER	PCS. IN OUTER
LHE31OV	304	52X5mm	10	100
LHC31OV	201	52X5mm	10	100
LHE31OV	304	52X8mm	10	100
LHC31OV	201	52X8mm	10	100

FINISH AVAILABLE : SATIN, CP, EB

STAINLESS STEEL KEYLOCK ESCUTCHEON



100 Hours.



FIRE TESTED
FD-30/60/120/240
MINUTES

TECHNICAL DATA

DPG CODE	SS GRADE	ROSE DIA	PCS. IN INNER	PCS. IN OUTER
LHE31ST	304	52X5mm	10	100
LHC31ST	201	52X5mm	10	100
LHE31ST	304	52X8mm	10	100
LHC31ST	201	52X8mm	10	100

FINISH AVAILABLE : SATIN, CP, EB



VICTORIAN SCROLL RANGE HANDLES (FORGED)



TECHNICAL DATA

NAME	DPG CODE	ITEM CODE	LENGTH	WIDTH	HEIGHT	CENTRE DISTANCE	SCREW NO.	WT./PAIR	SET. IN INNER	SET. IN OUTER
LATCH	GFB0502	BHND502100	108	40	8	-	7	0.430	1	10
LOCK	GFB0505	BHND505150	149	40	8	57	7	0.420	1	10
BATHROOM	GFB0510	BHND510150	149	40	8	57	7	0.420	1	10
PRIVACY	GFB0512	BHND512100	108	40	8	38	7	0.540	1	10
EURO	GFB0511	BHND511150	149	40	8	47.5	7	0.420	1	10

FEATURES:-

- Pair of lever handles on face fixing backplates.
- Sprung, for use with standard duty latches.
- To suit doors up to 44mm thick.
- 8mm square spindle included for lever operation.
- 5mm spindle included with bathroom versions only.
- Material Brass alloy.
- Tested as per EN1906 to Grade 2.
- 100 hours salt spray tested as per ASTM B117:2016.
- Supplied with fixings.

FINISH AVAILABLE : Polished & Lacquered Brass, Chrome Plated, Satin Nickel Plated, Satin Chrome Plated

GEORGIAN SCROLL RANGE HANDLES (FORGED)



TECHNICAL DATA

NAME	DPG CODE	ITEM CODE	LENGTH	WIDTH	HEIGHT	CENTRE DISTANCE	SCREW NO.	WT./PAIR	SET. IN INNER	SET. IN OUTER
LATCH	GFB0503	BHND503100	115	49	10	-	7	0.480	1	10
LOCK	GFB0506	BHND506150	146	49	10	57	7	0.520	1	10
BATHROOM	GFB0509	BHND509150	146	49	10	57	7	0.620	1	10
PRIVACY	GFB0507	BHND507100	115	49	10	38	7	0.570	1	10
EURO	GFB0508	BHND508150	146	49	10	47.5	7	0.520	1	10

FEATURES:-

- Pair of lever handles on face fixing backplates.
- Sprung, for use with standard duty latches.
- To suit doors up to 44mm thick.
- 8mm square spindle included for lever operation.
- 5mm spindle included with bathroom versions only.
- Material Brass alloy.
- Tested as per EN1906 to Grade 2.
- 100 hours salt spray tested as per ASTM B117:2016.
- Supplied with fixings.

FINISH AVAILABLE : Polished & Lacquered Brass, Chrome Plated, Satin Nickel Plated, Satin Chrome Plated



VICTORIAN STRAIGHT RANGE HANDLES (FORGED)



TECHNICAL DATA

NAME	DPG CODE	ITEM CODE	LENGTH	WIDTH	HEIGHT	CENTRE DISTANCE	SCREW NO.	WT/PAIR	SET. IN INNER	SET. IN OUTER
LATCH	GFB0501	BHND501100	110	40	8	-	7	0.360	1	10
LOCK	GFB0504	BHND504150	149	40	8	57	7	0.440	1	10
BATHROOM	GFB0514	BHND514150	149	40	8	57	7	0.540	1	10
PRIVACY	GFB0515	BHND515100	110	40	8	38	7	0.450	1	10
EURO	GFB0513	BHND513150	149	40	8	47.5	7	0.440	1	10
OVAL	GFB0531	BHND531150	149	40	8	48.5	7	0.440	1	10

FEATURES:-

- Pair of lever handles on face fixing back plates.
- Sprung, for use with standard duty latches.
- To suit doors up to 44mm thick.
- 8mm square spindle included for lever operation.
- 5mm spindle included with bathroom versions only.
- Material Brass alloy.
- Tested as per EN1906 to Grade 2.
- 100 hours salt spray tested as per ASTM B117:2016.
- Supplied with fixings.

FINISH AVAILABLE : Polished & Lacquered Brass, Chrome Plated, Satin Nickel Plated, Satin Chrome Plated

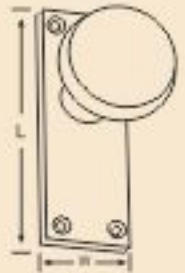
VICTORIAN MORTICE KNOB ON PLATE



TECHNICAL DATA

DPG CODE	ITEM CODE	LENGTH	WIDTH	SCREW NO.	WT/SET	SET. IN INNER	SET. IN OUTER
GB0301	BMIH0301100	108	39	6	0.470	1	20

FINISH AVAILABLE : Polished & Lacquered Brass, Chrome Plated, Satin Nickel Plated, Satin Chrome Plated



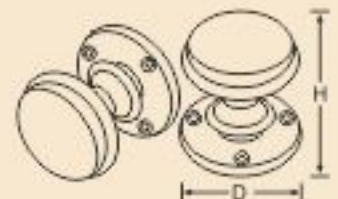
BRASS VICTORIAN MORTICE KNOBS- UNSPRUNG



TECHNICAL DATA

DPG CODE	ITEM CODE	HEIGHT	BASE DIA	KNOB DIA	SCREW NO.	WT/SET	SET. IN INNER	SET. IN OUTER
GB0305	BMIH0305053	60	53	51	6	0.370	1	20

FINISH AVAILABLE : Polished & Lacquered Brass, Chrome Plated, Satin Nickel Plated, Satin Chrome Plated



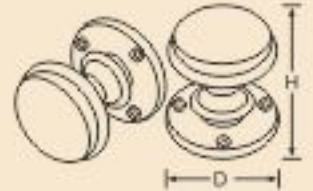
VICTORIAN MORTICE KNOBS- SPRUNG



TECHNICAL DATA

DPG CODE	ITEM CODE	HEIGHT	BASE DIA	KNOB DIA	SCREW NO.	WT./SET	SET. IN INNER	SET. IN OUTER
GB0306	BMIH0306053	60	53	51	6	0.370	1	20

FINISH AVAILABLE : Polished & Lacquered Brass, Chrome Plated, Satin Nickel Plated, Satin Chrome Plated



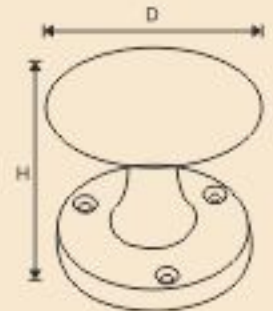
VICTORIAN OVAL KNOBS



TECHNICAL DATA

DPG CODE	ITEM CODE	HEIGHT	BASE DIA	KNOB DIA	SCREW NO.	WT./SET	SET. IN INNER	SET. IN OUTER
GB0308	BMIH0308060	63	58	58x40	6	0.552	1	20

FINISH AVAILABLE : Polished & Lacquered Brass, Chrome Plated, Satin Nickel Plated, Satin Chrome Plated



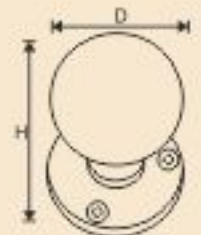
VICTORIAN ROUND KNOBS



TECHNICAL DATA

DPG CODE	ITEM CODE	HEIGHT	BASE DIA	KNOB DIA	SCREW NO.	WT./SET	SET. IN INNER	SET. IN OUTER
GB0310	BMIH0310057	78	53	48	6	0.488	1	20

FINISH AVAILABLE : Polished & Lacquered Brass, Chrome Plated, Satin Nickel Plated, Satin Chrome Plated



VICTORIAN MORTICE KNOB



TECHNICAL DATA

DPG CODE	ITEM CODE	HEIGHT	BASE DIA	KNOB DIA	SCREW NO.	WT./SET	SET. IN INNER	SET. IN OUTER
GB0311	BMIH0311050	72	53	51	6	0.471	1	20

FINISH AVAILABLE : Polished & Lacquered Brass, Chrome Plated, Satin Nickel Plated, Satin Chrome Plated



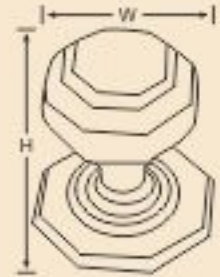
BRASS VICTORIAN CENTRE DOOR KNOB (OCTAGONAL)



TECHNICAL DATA

DPG CODE	ITEM CODE	HEIGHT	WIDTH	BOLT	WT/SET	SET. IN INNER	SET. IN OUTER
GB0381	BMIH0381076	88	82	M10	0.495	2	20

FINISH AVAILABLE : Polished & Lacquered Brass, Chrome Plated, Satin Nickel Plated, Satin Chrome Plated



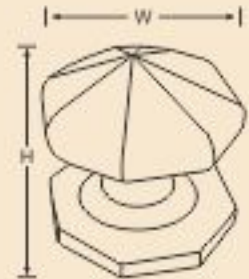
BRASS VICTORIAN CENTRE DOOR KNOB



TECHNICAL DATA

DPG CODE	ITEM CODE	HEIGHT	WIDTH	BOLT	WT/SET	SET. IN INNER	SET. IN OUTER
GB0382	BMIH0382076	90	80	M10	0.590	2	20

FINISH AVAILABLE : Polished & Lacquered Brass, Chrome Plated, Satin Nickel Plated, Satin Chrome Plated



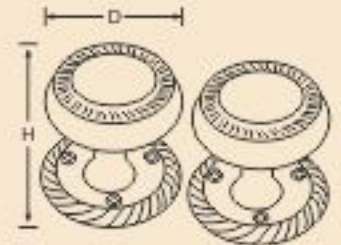
BRASS GEORGIAN MORTICE KNOB SPRUNG



TECHNICAL DATA

DPG CODE	ITEM CODE	HEIGHT	BASE DIA	KNOB DIA	BOLT	WT/SET	SET. IN INNER	SET. IN OUTER
GB0421	BMIH0421050	65	51	58	6	0.410	1	20

FINISH AVAILABLE : Polished & Lacquered Brass, Chrome Plated, Satin Nickel Plated, Satin Chrome Plated



BRASS GEORGIAN MORTICE KNOB UNSPRUNG



TECHNICAL DATA

DPG CODE	ITEM CODE	HEIGHT	BASE DIA	KNOB DIA	SCREW NO.	WT/SET	SET. IN INNER	SET. IN OUTER
GB0422	BMIH0422050	65	51	58	6	0.410	1	20

FINISH AVAILABLE : Polished & Lacquered Brass, Chrome Plated, Satin Nickel Plated, Satin Chrome Plated



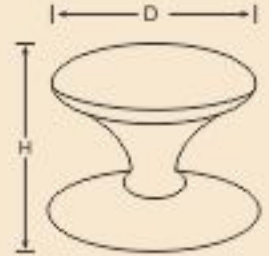
BRASS VICTORIAN CUPBOARD KNOB



TECHNICAL DATA

DPG CODE	ITEM CODE	HEIGHT	BASE DIA	KNOB DIA	BOLT	WT/PCS	PCS. IN INNER	PCS. IN OUTER
GB0451	BMIH0451025	21	26	25	M4	0.014	20	400
GB0452	BMIH0452032	30	31	30	M4	0.022	20	400
GB0453	BMIH0453038	30	31	36	M4	0.030	20	400
GB0454	BMIH0454050	36	36	47	M4	0.051	10	200

FINISH AVAILABLE : Polished & Lacquered Brass, Chrome Plated, Satin Nickel Plated, Satin Chrome Plated



BRASS GEORGIAN CUPBOARD KNOB



TECHNICAL DATA

DPG CODE	ITEM CODE	HEIGHT	BASE DIA	KNOB DIA	BOLT	WT/PCS	PCS. IN INNER	PCS. IN OUTER
GB0411	BMIH0411025	25	24	25	M4	0.016	20	400
GB0412	BMIH0412032	33	30	30	M4	0.025	20	400
GB0413	BMIH0413040	33	37	37	M4	0.039	20	400
GB0414	BMIH0414050	43	43	48	M4	0.068	10	200

FINISH AVAILABLE : Polished & Lacquered Brass, Chrome Plated, Satin Nickel Plated, Satin Chrome Plated



BRASS VICTORIAN COVERED ESCUTCHEON



TECHNICAL DATA

DPG CODE	ITEM CODE	LENGTH	DIA	SCREW NO.	WT/PCS	PCS. IN INNER	PCS. IN OUTER
GB1102	BMIH1102032	41	31	6	0.025	50	500

FINISH AVAILABLE : Polished & Lacquered Brass, Chrome Plated, Satin Nickel Plated, Satin Chrome Plated



BRASS VICTORIAN ESCUTCHEON OVAL WITH COVER



TECHNICAL DATA

DPG CODE	ITEM CODE	LENGTH	WIDTH	SCREW NO.	WT/PCS	PCS. IN INNER	PCS. IN OUTER
GB1103	BMIH1103032	41	31	6	0.025	50	500

FINISH AVAILABLE : Polished & Lacquered Brass, Chrome Plated, Satin Nickel Plated, Satin Chrome Plated



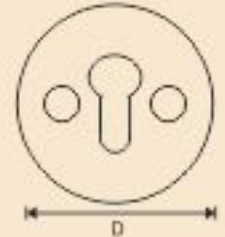
BRASS VICTORIAN OPEN ESCUTCHEON



TECHNICAL DATA

DPG CODE	ITEM CODE	DIA	SCREW NO.	WT/PCS	PCS. IN INNER	PCS. IN OUTER
GB1104	BMH1104032	32	6	0.015	50	500

FINISH AVAILABLE : Polished & Lacquered Brass, Chrome Plated, Satin Nickel Plated, Satin Chrome Plated



BRASS GEORGIAN COVERED ESCUTCHEON



TECHNICAL DATA

DPG CODE	ITEM CODE	LENGTH	DIA	THICKNESS	SCREW NO.	WT/PCS	PCS. IN INNER	PCS. IN OUTER
GB1101	BMH1101032	42	32	3.0	4	0.032	50	500

FINISH AVAILABLE : Polished & Lacquered Brass, Chrome Plated, Satin Nickel Plated, Satin Chrome Plated



BRASS GEORGIAN OPEN ESCUTCHEON



TECHNICAL DATA

DPG CODE	ITEM CODE	DIA	SCREW NO.	WT/PCS	PCS. IN INNER	PCS. IN OUTER
GB1100	BMH1100032	32	4	0.015	50	500

FINISH AVAILABLE : Polished & Lacquered Brass, Chrome Plated, Satin Nickel Plated, Satin Chrome Plated



BRASS VICTORIAN FLAT ESCUTCHEON (OPEN)



TECHNICAL DATA

DPG CODE	ITEM CODE	DIA	THICKNESS	SCREW NO.	WT/PCS	PCS. IN INNER	PCS. IN OUTER
GB1105	BMH1105032	33	1.0	4	0.006	100	1000

FINISH AVAILABLE : Polished & Lacquered Brass, Chrome Plated, Satin Nickel Plated, Satin Chrome Plated





STEPHENSON RANGE HANDLES



1906
Gr-2



100 Hours.



FIRE TESTED
FD-30 MINUTES

TECHNICAL DATA

NAME	DPG CODE	ITEM CODE	LENGTH	WIDTH	HEIGHT	CENTRE DISTANCE	SCREW NO.	WT/ PAIR	SET. IN INNER	SET. IN OUTER
LEVER LATCH	GA1002	AHND1002075	79	42	10	-	7	0.270	1	10
LEVER LOCK	GA1001	AHND1001150	150	42	10	57	7	0.310	1	10
PRIVACY & BATHROOM	GA1004	AHND1004150	150	42	10	57	7	0.425	1	10
EURO PROFILE	GA1003	AHND1003150	150	42	10	47.5	7	0.310	1	10

FEATURES:-

- Pair of lever handles on face fixing backplates.
- Sprung, for use with standard duty latches.
- To suit doors up to 44mm thick.
- 8mm square spindle included for lever operation.
- 5mm spindle included with bathroom versions only.
- Material Aluminium alloy.
- Tested as per EN1906 to Grade 1.
- 100 hours salt spray tested as per ASTM B117:2016.
- Supplied with fixings.

FINISH AVAILABLE : SAA, PAA

BRUNEL RANGE HANDLES



1906
Gr-2



100 Hours.



FIRE TESTED
FD-30 MINUTES

TECHNICAL DATA

NAME	DPG CODE	ITEM CODE	LENGTH	WIDTH	HEIGHT	CENTRE DISTANCE	SCREW NO.	WT/ PAIR	SET. IN INNER	SET. IN OUTER
LEVER LATCH	GA1022	AHND1022100	103	40	10	-	7	0.220	1	10
LEVER LOCK	GA1021	AHND1021150	153	40	10	57	7	0.220	1	10
PRIVACY & BATHROOM	GA1025	AHND1025150	153	40	10	57	7	0.245	1	10
EURO PROFILE	GA1023	AHND1023150	153	40	10	47.5	7	0.220	1	10
OVAL PROFILE	GA1024	AHND1024150	153	40	10	48.5	7	0.220	1	10

FEATURES:-

- Pair of lever handles on face fixing backplates.
- Sprung, for use with standard duty latches.
- To suit doors up to 44mm thick.
- 8mm square spindle included for lever operation.
- 5mm spindle included with bathroom versions only.
- Material Aluminium alloy.
- Tested as per EN1906 to Grade 1.
- 100 hours salt spray tested as per ASTM B117:2016.
- Supplied with fixings.

FINISH AVAILABLE : SAA, PAA



LOWE RANGE HANDLES



1906
Gr-2



100 Hours.



FIRE TESTED
FD-30 MINUTES

TECHNICAL DATA

NAME	DPG CODE	ITEM CODE	LENGTH	WIDTH	HEIGHT	CENTRE DISTANCE	SCREW NO.	WT/ PAIR	SET. IN INNER	SET. IN OUTER
LEVER LATCH	GA1042	AHND1042100	100	38	10	-	8	0.160	1	10
LEVER LOCK	GA1041	AHND1041150	154	38	10	57	8	0.205	1	10
PRIVACY & BATHROOM	GA1044	AHND1044150	154	38	10	57	8	0.230	1	10
EURO PROFILE	GA1043	AHND1043150	154	38	10	47.5	8	0.205	1	10
OVAL PROFILE	GA1045	AHND1045150	154	38	10	48.5	8	0.205	1	10

FEATURES:-

- Pair of lever handles on face fixing backplates.
- Sprung, for use with standard duty latches.
- To suit doors up to 44mm thick.
- 8mm square spindle included for lever operation.
- 5mm spindle included with bathroom versions only.
- Material Aluminium alloy.
- Tested as per EN1906 to Grade 1.
- 100 hours salt spray tested as per ASTM B117:2016.
- Supplied with fixings.

FINISH AVAILABLE : SAA, PAA

WHITWORTH RANGE HANDLES



1906
Gr-2



100 Hours.



FIRE TESTED
FD-30 MINUTES

TECHNICAL DATA

NAME	DPG CODE	ITEM CODE	LENGTH	WIDTH	HEIGHT	CENTRE DISTANCE	SCREW NO.	WT/ PAIR	SET. IN INNER	SET. IN OUTER
LEVER LATCH	GA1062	AHND1062100	103	39	10	-	7	0.180	1	10
LEVER LOCK	GA1061	AHND1061150	153	39	10	57	7	0.180	1	10
PRIVACY & BATHROOM	GA1064	AHND1064150	153	39	10	57	7	0.205	1	10
EURO PROFILE	GA1063	AHND1063150	153	39	10	47.5	7	0.180	1	10
OVAL PROFILE	GA1065	AHND1065150	153	39	10	48.5	7	0.180	1	10

FEATURES:-

- Pair of lever handles on face fixing backplates.
- Sprung, for use with standard duty latches.
- To suit doors up to 44mm thick.
- 8mm square spindle included for lever operation.
- 5mm spindle included with bathroom versions only.
- Material Aluminium alloy.
- Tested as per EN1906 to Grade 1.
- 100 hours salt spray tested as per ASTM B117:2016.
- Supplied with fixings.

FINISH AVAILABLE : SAA, PAA

THE RUTHERFORD RANGE HANDLES



1906
Gr-2



100 Hours.



FIRE TESTED
FD-30 MINUTES

TECHNICAL DATA

NAME	DPG CODE	ITEM CODE	LENGTH	WIDTH	HEIGHT	CENTRE DISTANCE	SCREW NO.	WT/ PAIR	SET. IN INNER	SET. IN OUTER
LEVER LATCH	GA1082	AHND1082150	150	40	10	-	7	0.460	1	10
LEVER LOCK	GA1081	AHND1081150	150	40	10	57	7	0.460	1	10
PRIVACY & BATHROOM	GA1085	AHND1085150	150	40	10	57	7	0.485	1	10
EURD PROFILE	GA1083	AHND1083150	150	40	10	47.5	7	0.460	1	10
OVAL PROFILE	GA1084	AHND1084150	150	40	10	48.5	7	0.460	1	10

FEATURES:-

- Pair of lever handles on face fixing backplates.
- Sprung, for use with standard duty latches.
- To suit doors up to 44mm thick.
- 8mm square spindle included for lever operation.
- 5mm spindle included with bathroom versions only.
- Material Aluminium alloy.
- Tested as per EN1906 to Grade 1.
- 100 hours salt spray tested as per ASTM B117:2016.
- Supplied with fixings.

FINISH AVAILABLE : SAA, PAA

CONTRACT VICTORION SCROLL LEVER HANDLES



TECHNICAL DATA

DPG CODE	NAME	LENGTH	WIDTH	HEIGHT	CENTRE DISTANCE	WT/PAIR	SET. IN INNER	SET. IN OUTER
GA0505	LEVER LOCK	153	40	10	57	0.180	1	10
GA0502	LEVER LATCH	153	40	10	-	0.180	1	10
GA0510	BATHROOM	153	40	10	57	0.200	1	10

FEATURES:-

- Pair of lever handles on face fixing backplates.
- Sprung, for use with standard duty latches.
- To suit doors up to 44mm thick.
- 8mm square spindle included for lever operation.
- 5mm spindle included with bathroom versions only.
- Material Aluminium alloy.
- Tested as per EN1906 to Grade 1.
- 100 hours salt spray tested as per ASTM B117:2016.
- Supplied with fixings.

FINISH AVAILABLE : PCP, SCP, SNP, EB, ABR, SBR, EXB

* Note : All Centre Distances in MM



CONCEALED FIX ROUND ROSE LATCH (RUTHERFORD)



1906
Gr-2



100 Hours



FIRE TESTED
FD-30 MINUTES

TECHNICAL DATA

DPG CODE	ITEM CODE	LENGTH	ROSE DIA	HEIGHT	SCREW NO.	WT/PAIR	SET. IN INNER	SET. IN OUTER
GA1086	AHND1086050	134	54	10	7	0.330	1	10

FINISH AVAILABLE : SAA, PAA

FEATURES:-

- Pair of lever handles on roses.
- Sprung, for use with standard duty followers.
- To suit doors up to 44mm thick.
- 8mm square spindle included for lever operation.
- Material Aluminium alloy
- Tested as per EN1906 to Grade 1.
- 100 hours salt spray tested as per ASTM B117:2016.
- Supplied With All Fixings.

FINISH AVAILABLE : SAA, PAA

OPEN ESCUTCHEON



TECHNICAL DATA

DPG CODE	ITEM CODE	DIAMETER	SCREW NO.	WT/PCS	PCS. IN INNER	PCS. IN OUTER
GA1411	AMH1411032	32	4	0.002	50	500

FINISH AVAILABLE : SAA, PAA



COVERED ESCUTCHEON



TECHNICAL DATA

DPG CODE	ITEM CODE	DIAMETER	SCREW NO.	WT/PCS	PCS. IN INNER	PCS. IN OUTER
GA1412	AMH1412032	32	4	0.004	50	500

FINISH AVAILABLE : SAA, PAA



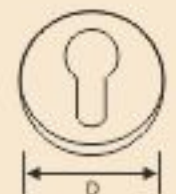
CONCEALED ESCUTCHEON



TECHNICAL DATA

NAME	DPG CODE	ITEM CODE	BASE DIAMETER	SCREW NO.	WT/PCS	PCS. IN INNER	PCS. IN OUTER
KEYLOCK	GA1087	AMH108700X	50	7	0.025	20	400
EURO PROFILE	GA1088	AMH108800X	50	7	0.021	20	400
OVAL PROFILE	GA1089	AMH108900X	50	7	0.019	20	400

FINISH AVAILABLE : SAA, PAA





DISHED CUPBOARD KNOB



TECHNICAL DATA

DPG CODE	ITEM CODE	HEIGHT	BASE DIA	BOLT	WT./PCS	PCS. IN INNER	PCS. IN OUTER
GA1461	AMH1461032	19	33	M5	0.011	20	400
GA1462	AMH1462038	19	40	M5	0.013	20	400

FINISH AVAILABLE : SAA, PAA



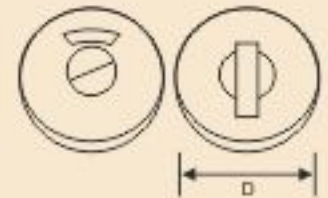
ALUMINIUM BATHROOM INDICATOR



TECHNICAL DATA

DPG CODE	ITEM CODE	BASE DIAMETER	SCREW NO.	WT./SET	SET. IN INNER	SET. IN OUTER
GA1090	AMH1090XXX	50	7	0.070	50	250

FINISH AVAILABLE : SAA, PAA



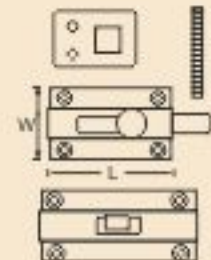
ALUMINIUM INDICATOR BOLT



TECHNICAL DATA

DPG CODE	ITEM CODE	LENGTH	WIDTH	THICKNESS	SCREW NO.	WT./PCS	PCS. IN INNER	PCS. IN OUTER
GA1431	AMH1431070	67	33	1.3	4	0.070	10	100

FINISH AVAILABLE : SAA, PAA
Size Available : GA1432





LUDLOW RANGE



1906 Gr-2



100 Hours.



FIRE TESTED FD-30 MINUTES

TECHNICAL DATA

NAME	DPG CODE	ITEM CODE	LENGTH	WIDTH	CENTRE DISTANCE	SCREW NO.	WT./PAIR	SET. IN INNER	SET. IN OUTER
LEVER LATCH	G0506	CHND0506150	155	54	-	7	0.820	1	10
LEVER LOCK	G0503	CHND0503150	155	54	57	7	0.800	1	10
BATHROOM	G0501	CHND0501150	155	54	57	7	0.980	1	10

FEATURES:-

- Pair of lever handles on face fixing backplates.
- Sprung, for use with standard duty latches.
- To suit doors up to 44mm thick.
- 8mm square spindle included for lever operation.
- 5mm spindle included with bathroom versions only.
- Tested as per EN1906 to Grade 2.
- 100 hours salt spray tested as per ASTM B117:2016.
- Supplied with fixings.

FINISH AVAILABLE : EXB, DUROSIL, PEWTER

ALSO AVAILABLE : (G0505) 4" L/LATCH & (G0503A) LEVER LOCK (EURO PROFILE)

RAGLAN RANGE



1906 Gr-2



100 Hours.



FIRE TESTED FD-30 MINUTES

TECHNICAL DATA

NAME	DPG CODE	ITEM CODE	LENGTH	WIDTH	CENTRE DISTANCE	SCREW NO.	WT./PAIR	SET. IN INNER	SET. IN OUTER
LEVER LATCH	G0470	CHND0470163	165	52	-	7	1.000	1	10
LEVER LOCK	G0460	CHND0460163	165	52	57	7	0.980	1	10
BATHROOM	G0480	CHND0480163	165	52	57	7	1.070	1	10

FEATURES:-

- Pair of lever handles on face fixing backplates.
- Sprung, for use with standard duty latches.
- To suit doors up to 44mm thick.
- 8mm square spindle included for lever operation.
- 5mm spindle included with bathroom versions only.
- Tested as per EN1906 to Grade 2.
- 100 hours salt spray tested as per ASTM B117:2016.
- Supplied with fixings.

FINISH AVAILABLE : EXB, DUROSIL, PEWTER



LINCOLN RANGE



1906
Gr-2



100 Hours



FIRE TESTED
FD-30 MINUTES

TECHNICAL DATA

NAME	DPG CODE	ITEM CODE	LENGTH	WIDTH	CENTRE DISTANCE	SCREW NO.	WT/PAIR	SET. IN INNER	SET. IN OUTER
LEVER LATCH	G0516	CHND0516150	155	54	-	7	0.720	1	10
LEVER LOCK	G0518	CHND0518150	155	54	57	7	0.720	1	10

FEATURES:-

- Pair of lever handles on face fixing backplates.
- Sprung, for use with standard duty latches.
- To suit doors up to 44mm thick.
- 8mm square spindle included for lever operation.
- 5mm spindle included with bathroom versions only.
- Tested as per EN1906 to Grade 2.
- 100 hours salt spray tested as per ASTM B117:2016.
- Supplied with fixings.

FINISH AVAILABLE : EXB, DUROSIL, PEWTER

DURHAM RANGE



1906
Gr-2



100 Hours



FIRE TESTED
FD-30 MINUTES

TECHNICAL DATA

NAME	DPG CODE	ITEM CODE	LENGTH	WIDTH	CENTRE DISTANCE	SCREW NO.	WT/PAIR	SET. IN INNER	SET. IN OUTER
LEVER LATCH	G0510	CHND0510150	155	37	-	7	0.680	1	10
LEVER LOCK	G0500	CHND0500150	155	37	57	7	0.680	1	10
BATHROOM	G0520	CHND0520150	155	37	57	7	0.770	1	10

FEATURES:-

- Pair of lever handles on face fixing backplates.
- Sprung, for use with standard duty latches.
- To suit doors up to 44mm thick.
- 8mm square spindle included for lever operation.
- 5mm spindle included with bathroom versions only.
- Tested as per EN1906 to Grade 2.
- 100 hours salt spray tested as per ASTM B117:2016.
- Supplied with fixings.

FINISH AVAILABLE : EXB, DUROSIL, PEWTER



CORFE RANGE



1906
Gr-2



100 Hours.



FIRE TESTED
FD-30 MINUTES

TECHNICAL DATA

NAME	DPG CODE	ITEM CODE	LENGTH	WIDTH	CENTRE DISTANCE	SCREW NO.	WT. PAIR	SET. IN INNER	SET. IN OUTER
LEVER LATCH	G0260	CHND0260082	91	51	-	7	0.550	1	10
L/LEVER LATCH	G0250	CHND0250128	130	50	-	7	0.690	1	10
L/LEVER LOCK	G0240	CHND0240128	130	50	57	7	0.690	1	10
L/BATHROOM	G0270	CHND0270128	130	50	57	7	0.780	1	10

FEATURES:-

- Pair of lever handles on face fixing backplates.
- Sprung, for use with standard duty latches.
- To suit doors up to 44mm thick.
- 8mm square spindle included for lever operation.
- 5mm spindle included with bathroom versions only.
- Tested as per EN1906 to Grade 2.
- 100 hours salt spray tested as per ASTM B117:2016.
- Supplied with fixings.

FINISH AVAILABLE : EXB, DUROSIL, PEWTER

BELVOIR RANGE



1906
Gr-2



100 Hours.



FIRE TESTED
FD-30 MINUTES

TECHNICAL DATA

NAME	DPG CODE	ITEM CODE	LENGTH	WIDTH	CENTRE DISTANCE	SCREW NO.	WT. PAIR	SET. IN INNER	SET. IN OUTER
LEVER LATCH	G0507	CHND0507200	195	55	-	7	0.880	1	10
LEVER LOCK	G0504	CHND0504200	195	55	57	7	0.880	1	10
BATHROOM	G0502	CHND0502200	195	55	57	7	0.970	1	10

FEATURES:-

- Pair of lever handles on face fixing backplates.
- Sprung, for use with standard duty latches.
- To suit doors up to 44mm thick.
- 8mm square spindle included for lever operation.
- 5mm spindle included with bathroom versions only.
- Tested as per EN1906 to Grade 2.
- 100 hours salt spray tested as per ASTM B117:2016.
- Supplied with fixings.

FINISH AVAILABLE : EXB, DUROSIL, PEWTER



DOVER (FLEUR - DE - LYS) RANGE



1906
Gr-2



100 Hours.



FIRE TESTED
FD-30 MINUTES

TECHNICAL DATA

NAME	DPG CODE	ITEM CODE	LENGTH	WIDTH	CENTRE DISTANCE	SCREW NO.	WT./PAIR	SET. IN INNER	SET. IN OUTER
LEVER LATCH	G300A	CHND300A200	203	54	-	8	0.860	1	10
LEVER LOCK	G0280	CHND0280200	203	54	57	8	0.860	1	10
BATHROOM	G0310	CHND0310200	203	54	57	8	0.950	1	10

FEATURES:-

- Pair of lever handles on face fixing backplates.
- Sprung, for use with standard duty latches.
- To suit doors up to 44mm thick.
- 8mm square spindle included for lever operation.
- 5mm spindle included with bathroom versions only.
- Tested as per EN1906 to Grade 2.
- 100 hours salt spray tested as per ASTM B117:2016.
- Supplied with fixings.

FINISH AVAILABLE : EXB, DUROSIL, PEWTER

CONWAY (GOTHIC DESIGN) RANGE



1906
Gr-2



100 Hours.



FIRE TESTED
FD-30 MINUTES

TECHNICAL DATA

NAME	DPG CODE	ITEM CODE	LENGTH	WIDTH	CENTRE DISTANCE	SCREW NO.	WT./PAIR	SET. IN INNER	SET. IN OUTER
LEVER LOCK	G0508	CHND0508175	177	58	57	6	0.900	1	10

FEATURES:-

- Pair of lever handles on face fixing backplates.
- Sprung, for use with standard duty latches.
- To suit doors up to 44mm thick.
- 8mm square spindle included for lever operation.
- 5mm spindle included with bathroom versions only.
- Tested as per EN1906 to Grade 2.
- 100 hours salt spray tested as per ASTM B117:2016.
- Supplied with fixings.

FINISH AVAILABLE : EXB, DUROSIL, PEWTER



WARWICK RANGE



1906
Gr-2



100 Hours.



FIRE TESTED
FD-30 MINUTES

TECHNICAL DATA

NAME	DPG CODE	ITEM CODE	LENGTH	WIDTH	CENTRE DISTANCE	SCREW NO.	WT./PAIR	SET. IN INNER	SET. IN OUTER
LEVER LATCH	G0510A	CHND510A150	151	41	-	8	0.760	1	10
LEVER LOCK	G0500A	CHND500A150	151	41	57	8	0.750	1	10
BATHROOM	G0520A	CHND520A150	151	41	57	8	0.835	1	10

FEATURES:-

- Pair of lever handles on face fixing backplates.
- Sprung, for use with standard duty latches.
- To suit doors up to 44mm thick.
- 8mm square spindle included for lever operation.
- 5mm spindle included with bathroom versions only.
- Tested as per EN1906 to Grade 2.
- 100 hours salt spray tested as per ASTM B117:2016.
- Supplied with fixings.

FINISH AVAILABLE : EXB, DUROSIL, PEWTER

CANTERBURY RANGE



1906
Gr-2



100 Hours.



FIRE TESTED
FD-30 MINUTES

TECHNICAL DATA

NAME	DPG CODE	ITEM CODE	LENGTH	WIDTH	CENTRE DISTANCE	SCREW NO.	WT./PAIR	SET. IN INNER	SET. IN OUTER
LEVER LATCH	G0541	CHND0541150	151	40	-	8	0.980	1	10
LEVER LOCK	G0540	CHND0540150	151	40	57	8	0.980	1	10
BATHROOM	G0542	CHND0542150	151	40	57	8	1.070	1	10

FEATURES:-

- Pair of lever handles on face fixing backplates.
- Sprung, for use with standard duty latches.
- To suit doors up to 44mm thick.
- 8mm square spindle included for lever operation.
- 5mm spindle included with bathroom versions only.
- Tested as per EN1906 to Grade 2.
- 100 hours salt spray tested as per ASTM B117:2016.
- Supplied with fixings.

FINISH AVAILABLE : EXB, DUROSIL, PEWTER



GEORGIAN RANGE



TECHNICAL DATA

NAME	DPG CODE	ITEM CODE	LENGTH	WIDTH	CENTRE DISTANCE	SCREW NO.	WT./PAIR	SET. IN INNER	SET. IN OUTER
LEVER LATCH	G0235	CHND0235135	116	52	-	8	0.850	1	10
LEVER LOCK	G0230	CHND0230152	155	52	57	8	0.900	1	10
BATHROOM	G0236	CHND0236152	155	52	57	8	0.980	1	10

FEATURES:-

- Pair of lever handles on face fixing backplates.
- Sprung, for use with standard duty latches.
- To suit doors up to 44mm thick.
- 8mm square spindle included for lever operation.
- 5mm spindle included with bathroom versions only.
- Tested as per EN1906 to Grade 2.
- 100 hours salt spray tested as per ASTM B117:2016.
- Supplied with fixings.

FINISH AVAILABLE : EXB, DUROSIL, PEWTER

TURNBERRY RANGE



TECHNICAL DATA

NAME	DPG CODE	ITEM CODE	LENGTH	WIDTH	CENTRE DISTANCE	SCREW NO.	WT./PAIR	SET. IN INNER	SET. IN OUTER
LEVER LATCH	G0570	CHND0570170	167	49	-	7	0.760	1	10
LEVER LOCK	G0571	CHND0571170	167	49	57	7	0.780	1	10
BATHROOM	G0572	CHND0572170	167	49	57	7	0.773	1	10

FEATURES:-

- Pair of lever handles on face fixing backplates.
- Sprung, for use with standard duty latches.
- To suit doors up to 44mm thick.
- 8mm square spindle included for lever operation.
- 5mm spindle included with bathroom versions only.
- Tested as per EN1906 to Grade 2.
- 100 hours salt spray tested as per ASTM B117:2016.
- Supplied with fixings.

FINISH AVAILABLE : EXB, DUROSIL, PEWTER



BEAUMARIS RANGE



TECHNICAL DATA

NAME	DPG CODE	ITEM CODE	LENGTH	WIDTH	CENTRE DISTANCE	SCREW NO.	WT/PAIR	SET. IN INNER	SET. IN OUTER
LEVER EURO LOCK	G550C	GHND550CXXX	237	42	85	10	1.000	1	10
LEVER OVAL LOCK	G550X	GHND550KXXX	237	42	74	10	1.000	1	10

FEATURES:-

- Pair of lever handles on face fixing backplates.
- Sprung, for use with standard duty latches.
- To suit doors up to 44mm thick.
- 8mm square spindle included for lever operation.
- Tested as per EN1906 to Grade 2.
- 100 hours salt spray tested as per ASTM B117:2016.
- Supplied with fixings.

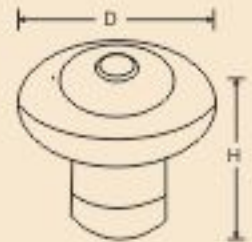
FINISH AVAILABLE : EXB, DUROSIL, PEWTER

DOOR KNOB



TECHNICAL DATA

DPG CODE	ITEM CODE	KNOB DIA	HEIGHT	BOLT	WT/PCS	PCS. IN INNER	PCS. IN OUTER
G0300	CMH0300020	20	21	M4	0.024	25	500
G0301	CMH0301025	25	26	M4	0.039	25	400
G0302	CMH0302035	32	28	M4	0.066	20	400
G0303	CMH0303040	40	40	M4	0.113	20	400



FINISH AVAILABLE : EXB, DUROSIL, PEWTER
SIZE AVAILABLE IN 20MM (G0300), 35MM (G0302)

CENTRE DOOR KNOB



TECHNICAL DATA

DPG CODE	ITEM CODE	HEIGHT	BASE DIA	KNOB DIA	BOLT	WT/PCS	PCS. IN INNER	PCS. IN OUTER
G0304	CMH0304050	52	66	64	M10	0.413	2	20



FINISH AVAILABLE : EXB, DUROSIL, PEWTER



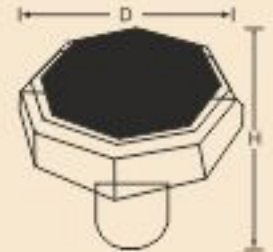
OCTAGONAL CABINET KNOB



TECHNICAL DATA

DPG CODE	ITEM CODE	HEIGHT	KNOB DIA	SCREW NO.	WT./PCS	PCS. IN INNER	PCS. IN OUTER
G0495	CMH0495034	37	38	6	0.093	10	160

FINISH AVAILABLE : EXB, DUROSIL, PEWTER



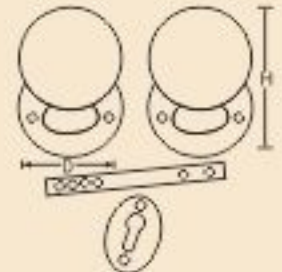
BALL RIM KNOB



TECHNICAL DATA

DPG CODE	ITEM CODE	HEIGHT	BASE DIA	KNOB DIA	BOLT	WT./SET	SET. IN INNER	SET. IN OUTER
G0311	CMH0311060	70	61	44	7	0.990	1	20

FINISH AVAILABLE : EXB, DUROSIL, PEWTER



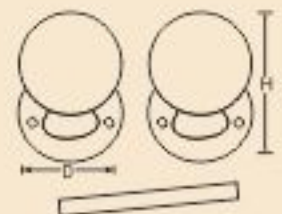
BALL MORTICE KNOB



TECHNICAL DATA

DPG CODE	ITEM CODE	HEIGHT	BASE DIA	KNOB DIA	BOLT	WT./SET	SET. IN INNER	SET. IN OUTER
G0311A	CMH0311A075	75	61	44	7	0.928	1	20

FINISH AVAILABLE : EXB, DUROSIL, PEWTER






CAST IRON KNOB SET



TECHNICAL DATA

DPG CODE	ITEM CODE	HEIGHT	BASE DIA	KNOB DIA	BOLT	WT./SET	SET. IN INNER	SET. IN OUTER
G0307	CMH0307XXX	60	62	56	7	0.685	1	20

FINISH AVAILABLE : EXB, DUROSIL, PEWTER, SPARKLY



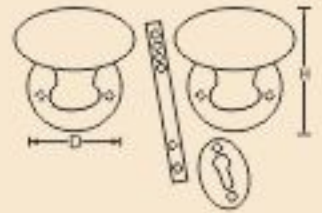
OVAL RIM KNOB



TECHNICAL DATA

DPG CODE	ITEM CODE	HEIGHT	BASE DIA	KNOB DIA	SCREW NO.	WT./SET	SET. IN INNER	SET. IN OUTER
G0312	CMH0312070	70	60	65X41	7	1.040	1	20

FINISH AVAILABLE : EXB, DUROSIL, PEWTER



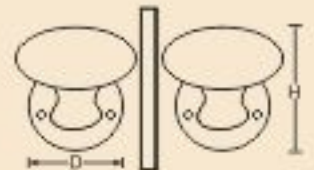
OVAL MORTICE KNOB SET



TECHNICAL DATA

DPG CODE	ITEM CODE	HEIGHT	BASE DIA	KNOB DIA	SCREW NO.	WT./SET	SET. IN INNER	SET. IN OUTER
G0317	CMH0317063	61	60	62X37	8	0.808	1	20

FINISH AVAILABLE : EXB, DUROSIL, PEWTER





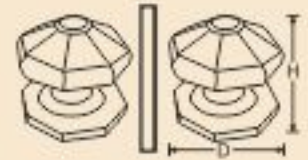
OCTAGONAL MORTICE KNOB SET



TECHNICAL DATA

DPG CODE	ITEM CODE	HEIGHT	BASE DIA	KNOB DIA	WT/SET	SET. IN INNER	SET. IN OUTER
G0351	CMH0351050	53	66	64	0.829	1	20

FINISH AVAILABLE : EXB, DUROSIL, PEWTER



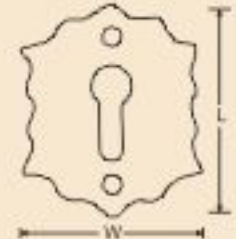
OPEN ESCUTCHEON



TECHNICAL DATA

DPG CODE	ITEM CODE	LENGTH	WIDTH	SCREW NO.	WT/PCS	PCS. IN INNER	PCS. IN OUTER
G0330	CMH0330044	42	37	6	0.026	50	500

FINISH AVAILABLE : EXB, DUROSIL, PEWTER



ORNATE ESCUTCHEON OPEN



TECHNICAL DATA

DPG CODE	ITEM CODE	LENGTH	WIDTH	SCREW NO.	WT/PCS	PCS. IN INNER	PCS. IN OUTER
G1203	CMH1203044	79	27	6	0.034	50	500

FINISH AVAILABLE : EXB, DUROSIL, PEWTER



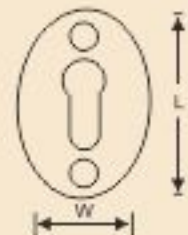
OVAL ESCUTCHEON OPEN



TECHNICAL DATA

DPG CODE	ITEM CODE	LENGTH	WIDTH	SCREW NO.	WT/PCS	PCS. IN INNER	PCS. IN OUTER
G1204	CMH1204050	44	29	7	0.022	50	500

FINISH AVAILABLE : EXB, DUROSIL, PEWTER





COVERED SHIELD ESCUTCHEON



TECHNICAL DATA

DPG CODE	ITEM CODE	LENGTH	WIDTH	SCREW NO.	WT./PCS	PCS. IN INNER	PCS. IN OUTER
G1205	CMH1205056	58	30	6	0.044	20	400

FINISH AVAILABLE : EXB, DUROSIL, PEWTER



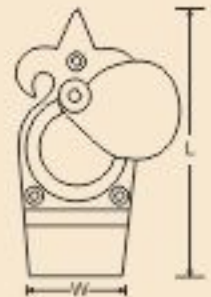
CYLINDER PULL AND COVER



TECHNICAL DATA

DPG CODE	ITEM CODE	LENGTH	WIDTH	SCREW NO.	WT./PCS	PCS. IN INNER	PCS. IN OUTER
G2200	CMH2200120	120	55	6	0.235	10	80

FINISH AVAILABLE : EXB, DUROSIL, PEWTER



ROUND ESCUTCHEON OPEN



TECHNICAL DATA

DPG CODE	ITEM CODE	DIAMETER	SCREW NO.	WT./PCS	PCS. IN INNER	PCS. IN OUTER
G1207	CMH207060	44	6	0.028	50	500

FINISH AVAILABLE : EXB, DUROSIL, PEWTER





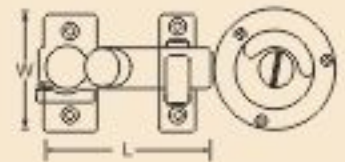
BLACK ANTIQUE INDICATOR BOLT



TECHNICAL DATA

DPG CODE	ITEM CODE	LENGTH	WIDTH	SCREW NO.	WT./PCS	PCS. IN INNER	PCS. IN OUTER
G0405A	CMIH1405XXX	83	63	8	0.392	10	50

FINISH AVAILABLE : EXB, DUROSIL, PEWTER



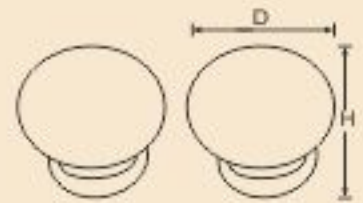
GWD0050 : PINE KNOB



TECHNICAL DATA

ITEM CODE	HEIGHT	DIAMETER	BOLT	WT./SET	SET. IN INNER	SET. IN OUTER
WMIH0050032	25	30	M4	0.011	20	200
WMIH0050038	34	38	M4	0.013	20	200

COLOUR AVAILABLE : PINE PLAIN UNLACQUERED



GPL0101 : PLASTIC RIM MORTICE KNOB FURNITURE



TECHNICAL DATA

ITEM CODE	HEIGHT	BASE DIA	KNOB DIA	SCREW NO.	WT./SET	SET. IN INNER	SET. IN OUTER
RNIN0101000X	53	57	51	6	0.095	10	100

COLOUR AVAILABLE : BLACK, BROWN, WHITE





Garg



PULL HANDLES



STAINLESS STEEL RETURN TO DOOR TYPE PULL HANDLE BOLT FIX



240 Hours.



FIRE TESTED
FD-30/60/120/240
MINUTES

FEATURES:-

- Material Stainless Steel.
- Single Pull Handle.
- Bolt through fixing.
- To suit doors up to 55mm thick.
- Grade 316 with brass bolt housing, Grade 201 With Aluminum Bolt Housing.

FINISH AVAILABLE : SS, PSS

TECHNICAL DATA

DPG CODE	SS GRADE	LENGHT	DIA
PHS19103	316	150	19
PHS19103	316	225	19
PHS19103	316	300	19
PHS19103	316	425	19
PHS19103	316	600	19
PHE19103	304	150	19
PHE19103	304	225	19
PHE19103	304	300	19
PHE19103	304	425	19
PHE19103	304	600	19
PHC19103	201	150	19
PHC19103	201	225	19
PHC19103	201	300	19
PHC19103	201	425	19
PHC19103	201	600	19

STAINLESS STEEL RETURN TO DOOR TYPE PULL HANDLE BOLT FIX



240 Hours.



FIRE TESTED
FD-30/60/120/240
MINUTES

FEATURES:-

- Material Stainless Steel.
- Single Pull Handle.
- Bolt through fixing.
- To suit doors up to 55mm thick.
- Grade 316 with brass bolt housing, Grade 201 With Aluminum Bolt Housing.

FINISH AVAILABLE : SS, PSS

TECHNICAL DATA

DPG CODE	SS GRADE	LENGHT	DIA
PHS22103	316	150	22
PHS22103	316	225	22
PHS22103	316	300	22
PHS22103	316	425	22
PHS22103	316	600	22
PHE22103	304	150	22
PHE22103	304	225	22
PHE22103	304	300	22
PHE22103	304	425	22
PHE22103	304	600	22
PHC22103	201	150	22
PHC22103	201	225	22
PHC22103	201	300	22
PHC22103	201	425	22
PHC22103	201	600	22

Note: Other Sizes Available on Order



STAINLESS STEEL GUARDSMAN PULL HANDLES BOLT FIX



240 Hours.



FIRE TESTED
FD-30/60/120/240
MINUTES

FEATURES:-

- Material Stainless Steel.
- Single Pull Handle.
- Bolt through fixing.
- To suit doors up to 55mm thick.
- Grade 304 with brass bolt housing, Grade 201 With Aluminum Bolt Housing.

FINISH AVAILABLE : SS, PSS

TECHNICAL DATA

DPG CODE	LENGHT	DIA
FHC0001	4"	19
FHC0002	6"	19
FHC0003	8"	19
FHC0004	10"	19
FHC0005	12"	19
FHC0006	14"	19
FHC0007	16"	19
FHC0008	18"	19
FHC0009	24"	19

STAINLESS STEEL PULL HANDLE ON PLATE



240 Hours.



FIRE TESTED
FD-30/60/120/240
MINUTES

OP03

FEATURES:-

- Material Stainless Steel.
- Single pull handle on Plate 300x75x3mm.
- Bolt through fixing.
- To suit doors up to 55mm Thick.
- Available in Gr.304, Gr.316.
- Also Available with on Rose and on Plate.
- Grade 316 with brass bolt housing, Grade 201 With Aluminum Bolt Housing.

FINISH AVAILABLE : SSS, PSS

STAINLESS STEEL PULL HANDLE ON ROSE



240 Hours.



FIRE TESTED
FD-30/60/120/240
MINUTES

PHE22003

FEATURES:-

- Material Stainless Steel.
- Single Pull Handle.
- Bolt through fixing.
- To suit doors up to 55mm thick.
- Grade 316 with brass bolt housing, Grade 201 With Aluminum Bolt Housing.
- All sizes available as PHS-19/22103, PHE-19/22103 & PHC-19/22103.

FINISH AVAILABLE : SS, PSS

TECHNICAL DATA

DPG CODE	DIA
PHE19203	19
PHE22203	22

Note: Other Sizes Available on Order



GFESB18 : FLAT END STEEL GRAB RAIL



TECHNICAL DATA

ITEM CODE	LENGTH	HEIGHT	DIA	SCREW NO.	WT./PCS	PCS. IN INNER	PCS. IN OUTER
MGRBFE18450	456	94	25	8	0.367	50	50
MGRBFE24600	609	94	25	8	0.478	40	40
MGRBFE28700	712	94	25	8	0.590	30	30

FINISH AVAILABLE : EXW, EXB



GFESB180 OFFSET FLAT END STEEL GRAB RAIL



TECHNICAL DATA

ITEM CODE	LENGTH	HEIGHT	DIA	SCREW NO.	WT./PCS	PCS. IN INNER	PCS. IN OUTER
MGRBFO18450	457	94	25	8	0.367	50	50
MGRBFO24600	609	94	25	8	0.478	40	40
MGRBFO28700	712	94	25	8	0.580	30	30

FINISH AVAILABLE : EXB, EXW



GFESB18C : STEEL GRAB RAIL WITH CONCEALED ROSES



TECHNICAL DATA

ITEM CODE	LENGTH	WIDTH	HEIGHT	DIA	SCREW NO.	WT./PCS	PCS. IN INNER	PCS. IN OUTER
MGRBFC18450	450	89	115	35	10	0.888	10	10

FINISH AVAILABLE : EXB, EXW





1509 : STEEL ORNAMENTAL GATE PULLS



TECHNICAL DATA

ITEM CODE	LENGTH	WIDTH	THICKNESS	SCREW NO.	WT./PCS	PCS. IN INNER	PCS. IN OUTER
MHND1509250	262	80	3.0	6	0.184	10	10

FINISH AVAILABLE : ZP, EXB



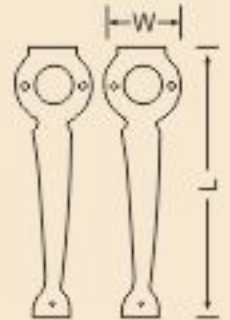
GB 1075 : BRASS RIM LOCK ESE HANDLE



TECHNICAL DATA

ITEM CODE	SIZE	LENGTH	HIGHT	WIDTH	THICKNESS	INNER DIA	OUTER DIA	WT/ PCS	PCS IN INNER	PCS IN OUTER
BHND1075200	8"	198.5	42.5	53.5	4	26.6	53.5	0.215	5	50

FINISH AVAILABLE : POLISHED & LACQUERED BRASS, CP, SNP, SCP, EXB
COMPATIBLE WITH LONG THROW LOCK



VICTORIAN OVAL PULL HANDLE



TECHNICAL DATA

DPG CODE	ITEM CODE	LENGTH	WIDTH	SCREW NO.	WT./PCS	PCS. IN INNER	PCS. IN OUTER
GB1029	BHND1029115	115	16	6	0.219	5	60
GB1031	BHND1031255	232	25	6	0.561	5	30

FINISH AVAILABLE : POLISHED & LACQUERED BRASS, CP, SNP, SCP, EXB
ALSO AVAILABLE : GB1032 (12")





VICTORIAN SASH PULL



TECHNICAL DATA

DPG CODE	ITEM CODE	LENGTH	WIDTH	SCREW NO.	WT./PCS	PCS. IN INNER	PCS. IN OUTER
GB1051	BHND1051100	100	13	6	0.030	20	200
GB1052	BHND1052125	122	14	6	0.054	20	200
GB1053	BHND1053150	152	15	6	0.079	20	200

FINISH AVAILABLE : POLISHED & LACQUERED BRASS, CP, SNP, SCP, EXB



VICTORIAN BOW HANDLE



TECHNICAL DATA

DPG CODE	ITEM CODE	LENGTH	WIDTH	SCREW NO.	WT./PCS	PCS. IN INNER	PCS. IN OUTER
GB0331	BHND0331150	145	32	6	0.118	10	120
GB0331	BHND0331179	177	38	6	0.148	10	100

FINISH AVAILABLE : POLISHED & LACQUERED BRASS, CP, SNP, SCP, EXB



VICTORIAN FLEUR-DE-LYS PULL



TECHNICAL DATA

DPG CODE	ITEM CODE	LENGTH	WIDTH	SCREW NO.	WT./PCS	PCS. IN INNER	PCS. IN OUTER
GB1061	BHND1061100	102	25	6	0.027	20	500
GB1062	BHND1062175	180	28	6	0.089	20	200

FINISH AVAILABLE : POLISHED & LACQUERED BRASS, CP, SNP, SCP, EXB





D HANDLE



TECHNICAL DATA

DPG CODE	ITEM CODE	LENGTH	WIDTH	DIA	BOLT	WT./PCS	PCS. IN INNER	PCS. IN OUTER
GB0351	BHND0351100	112	36	8.7	M5	0.074	10	200

FINISH AVAILABLE : POLISHED & LACQUERED BRASS, CP, SNP, SCP, EXB



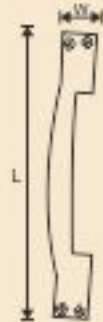
VICTORIAN SQUARE PLATE PULL HANDLE



TECHNICAL DATA

DPG CODE	ITEM CODE	LENGTH	WIDTH	SCREW NO.	WT./PCS	PCS. IN INNER	PCS. IN OUTER
GB4031	BHND4031150	150	20	6	0.105	5	60
GB4032	BHND4032250	230	28	6	0.269	5	60
GB4033	BHND4033300	305	30	6	0.471	5	40

FINISH AVAILABLE : POLISHED & LACQUERED BRASS, CP, SNP, SCP, EXB



ROUND BAR PULL HANDLE - CONCEALED FIX



TECHNICAL DATA

DPG CODE	ITEM CODE	LENGTH	WIDTH	HANDLE DIA	SCREW NO.	WT./PCS	PCS. IN INNER	PCS. IN OUTER
GA1311	AHND1311150	150	50	19	6	0.224	5	50
GA1312	AHND1312225	225	50	19	6	0.276	5	50
GA1313	AHND1313300	304	50	19	6	0.331	5	50
GA1314	AHND1314450	450	50	19	6	0.448	2	30

FINISH AVAILABLE : SAA, PAA





OVAL GRIP PULL HANDLE



TECHNICAL DATA

DPG CODE	ITEM CODE	LENGTH	WIDTH	SCREW NO.	WT/PCS	PCS. IN INNER	PCS. IN OUTER
GA1321	AHND1321225	231	25	10	0.202	10	30
GA1322	AHND1322300	305	25	10	0.310	5	50

FINISH AVAILABLE : SAA, PAA



BOW HANDLE



TECHNICAL DATA

DPG CODE	ITEM CODE	LENGTH	BASE DIAMETER	SCREW NO.	WT/PCS	PCS. IN INNER	PCS. IN OUTER
GA1341	AHND1341150	158	38	6	0.060	10	100

FINISH AVAILABLE : SAA, PAA



"D" HANDLE



TECHNICAL DATA

DPG CODE	ITEM CODE	LENGTH	WIDTH	DIAMETER	BOLT	WT/SET	SET. IN INNER	SET. IN OUTER
GA1351	AHND1351100	110	36	9.5	M5	0.032	10	300
GA1352	AHND1352150	162	36	9.5	M5	0.044	10	300

FINISH AVAILABLE : SAA, PAA



ROUND BAR PULL HANDLE - BOLT THROUGH FIXING



TECHNICAL DATA

DPG CODE	ITEM CODE	LENGTH	WIDTH	HANDLE DIA	SCREW NO.	WT/PCS	PCS. IN INNER	PCS. IN OUTER
GA1315	AHND1315150	152	60	19	M8	0.163	5	50
GA1316	AHND1316225	225	60	19	M8	0.222	5	50
GA1317	AHND1317300	300	60	19	M8	0.280	5	50

FINISH AVAILABLE : SAA, PAA





CRANKED HEAVY PULL HANDLE



TECHNICAL DATA

DPG CODE	ITEM CODE	LENGTH	WIDTH	SCREW NO.	WT./PCS	PCS. IN INNER	PCS. IN OUTER
G0184	CHND0184270	250	38	8	0.598	5	30

FINISH AVAILABLE : EXB, DUROSIL, PEWTER



SLIM LINE GOTHIC HANDLE



TECHNICAL DATA

DPG CODE	ITEM CODE	LENGTH	WIDTH	SCREW NO.	WT./PCS	PCS. IN INNER	PCS. IN OUTER
G0190	CHND0190259	262	50	8	0.287	5	60

FINISH AVAILABLE : EXB, DUROSIL, PEWTER



HOT BED HANDLE



TECHNICAL DATA

DPG CODE	ITEM CODE	LENGTH	WIDTH	SCREW NO.	WT./PCS	PCS. IN INNER	PCS. IN OUTER
G1100S	CHND1110125	125	15	7	0.040	20	200
G1100	CHND1100150	155	15	7	0.066	20	200
G1100A	CHND1112175	185	18	7	0.100	20	200
G1100B	CHND1113200	200	18	7	0.125	10	200

FINISH AVAILABLE : EXB, DUROSIL, PEWTER





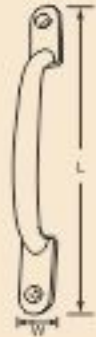
HOT BED HANDLE (LIGHT)



TECHNICAL DATA

DPG CODE	ITEM CODE	LENGTH	WIDTH	SCREW NO.	WT./PCS	PCS. IN INNER	PCS. IN OUTER
G1100L	CHND1114100	107	14	7	0.044	20	400
G1100L	CHND1115150	155	14	7	0.052	20	300

FINISH AVAILABLE : EXB, DUROSIL, PEWTER



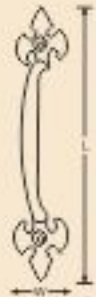
FLEUR - DE - LYS PULL HANDLE



TECHNICAL DATA

DPG CODE	ITEM CODE	LENGTH	WIDTH	SCREW NO.	WT./PCS	PCS. IN INNER	PCS. IN OUTER
G0188	CHND0188150	160	31	6	0.048	20	200

FINISH AVAILABLE : EXB, DUROSIL, PEWTER



DRAWER PULL



TECHNICAL DATA

DPG CODE	ITEM CODE	LENGTH	WIDTH	SCREW NO.	WT./PCS	PCS. IN INNER	PCS. IN OUTER
G0189	CHND0189000	105	18	8	0.052	20	200

FINISH AVAILABLE : EXB, DUROSIL, PEWTER



BRUSHED NICKEL HANDLE



TECHNICAL DATA

DPG CODE	ITEM CODE	LENGTH	WIDTH	SCREW NO.	WT./PCS	PCS. IN INNER	PCS. IN OUTER
G1C1285	CHND1285128	128	27	M6	0.115	20	100

FINISH AVAILABLE : EXB, DUROSIL, PEWTER





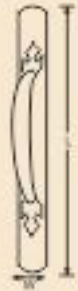
PULL HANDLE ON BACK PLATE



TECHNICAL DATA

DPG CODE	ITEM CODE	LENGTH	WIDTH	SCREW NO.	WT./PCS	PCS. IN INNER	PCS. IN OUTER
G0186	CHND0186285	390	55	8	1.056	2	16

FINISH AVAILABLE : EXB, DUROSIL, PEWTER



FLEUR -DE- LYS PULL HANDLE



TECHNICAL DATA

DPG CODE	ITEM CODE	LENGTH	WIDTH	SCREW NO.	WT./PCS	PCS. IN INNER	PCS. IN OUTER
G0180	CHND0180167	165	54	8	0.200	10	100

FINISH AVAILABLE : EXB, DUROSIL, PEWTER



FLEUR -DE- LYS DOOR HANDLE



TECHNICAL DATA

DPG CODE	ITEM CODE	LENGTH	WIDTH	SCREW NO.	WT./PCS	PCS. IN INNER	PCS. IN OUTER
G1101	CHND1101100	102	27	7	0.042	10	200
G1102	CHND1102125	120	28	7	0.054	10	200
G1103	CHND1103175	180	57	8	0.178	10	100

FINISH AVAILABLE : EXB, DUROSIL, PEWTER



OFFSET HANDLE



TECHNICAL DATA

DPG CODE	ITEM CODE	LENGTH	WIDTH	SCREW NO.	WT./PCS	PCS. IN INNER	PCS. IN OUTER
G1121	CHND1121100	104	26	6	0.060	20	200
G1122	CHND1122150	148	33	6	0.125	10	100
G1123	CHND1123175	180	36	6	0.180	10	100

FINISH AVAILABLE : EXB, DUROSIL, PEWTER





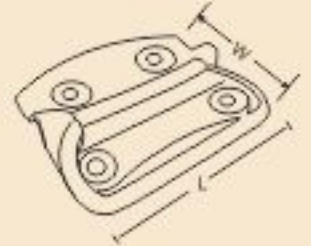
246 : CHEST HANDLE



TECHNICAL DATA

ITEM CODE	SIZE	LENGTH	WIDTH	THICKNESS	SCREW NO.	WT./PCS	PCS. IN INNER	PCS. IN OUTER
MHND0246100	4"	100	88	1.5	6	0.170	5	50

FINISH AVAILABLE : EXB, EXW, ZP, DUROSIL, HSG



258 : TUBULAR HANDLE



TECHNICAL DATA

ITEM CODE	SIZE	LENGTH	WIDTH	THICKNESS	SCREW NO.	WT./PCS	PCS. IN INNER	PCS. IN OUTER
MHND0258150	6"	150	38	1.0	7	0.042	20	200
MHND0258175	7"	175	38	1.0	7	0.058	20	200

FINISH AVAILABLE : EXB, ZP, DUROSIL, HSG



258H : HEAVY PULL HANDLE



TECHNICAL DATA

ITEM CODE	SIZE	LENGTH	THICKNESS	SCREW NO.	WT./PCS	PRS. IN INNER	PRS. IN OUTER
MHND0259165	6"	165	2.5	7	0.080	20	300
MHND0259175	7"	175	2.5	8	0.140	10	150

FINISH AVAILABLE : EXB, EXW, ZP, DUROSIL, HSG





CASEMENT STAY

GZC2021 : ZINC DIE CAST LOCKING CASEMENT STAY



TECHNICAL DATA

ITEM CODE	LENGTH	WIDTH	SCREW NO.	WT./PCS	PCS. IN INNER	PCS. IN OUTER
ZMH2021250	260	40	7	0.200	5	60

FINISH AVAILABLE : ELECTROBRASS, EPOXY SILVER, EXW, EXBR,
SATIN NICKEL, CHROME PLATED



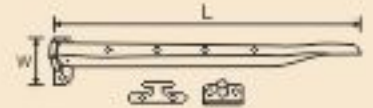
GZC2022 : ZINC DIE CAST CASEMENT STAY TRADITIONAL PATTERN



TECHNICAL DATA

ITEM CODE	LENGTH	WIDTH	SCREW NO.	WT./PCS	PCS. IN INNER	PCS. IN OUTER
ZMH2022250	260	40	7	0.170	5	60

FINISH AVAILABLE : ELECTROBRASS, EPOXY SILVER, EXW, EXBR,
SATIN NICKEL, CHROME PLATED



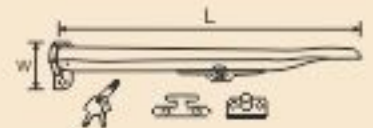
GZC2025 : ZINC DIE CAST LOCKING CASEMENT STAY (MODERN)



TECHNICAL DATA

ITEM CODE	LENGTH	WIDTH	SCREW NO.	WT./PCS	PCS. IN INNER	PCS. IN OUTER
ZMH2025250	260	40	7	0.205	5	60

FINISH AVAILABLE : ELECTROBRASS, EPOXY SILVER, EXW, EXBR,
SATIN NICKEL, CHROME PLATED



GZC2020 : ZINC DIE CAST CASEMENT STAY (MODERN)



TECHNICAL DATA

ITEM CODE	LENGTH	WIDTH	SCREW NO.	WT./PCS	PCS. IN INNER	PCS. IN OUTER
ZMH2020250	260	40	7	0.166	5	60

FINISH AVAILABLE : ELECTROBRASS, EPOXY SILVER, EXW, EXBR, SATIN NICKEL, CHROME PLATED



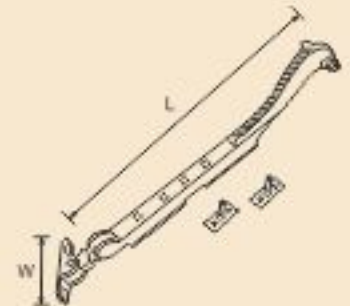
GB1068 BRASS GEORGIAN CASEMENT STAY



TECHNICAL DATA

DPG CODE	ITEM CODE	LENGTH	WIDTH	SCREW NO.	WT./PCS	PCS. IN INNER	PCS. IN OUTER
GB1068	BMIH1068250	250	45	6	0.238	5	60

FINISH AVAILABLE : POLISHED & LACQUERED BRASS, CP, SNP
ALSO AVAILABLE : GB1066 (8"), GB1070 (12")



BRASS VICTORIAN CASEMENT STAY



TECHNICAL DATA

DPG CODE	ITEM CODE	LENGTH	WIDTH	SCREW NO.	WT./PCS	PCS. IN INNER	PCS. IN OUTER
GB1002	BMIH1002200	227	43	6	0.142	10	100
GB1004	BMIH1004250	273	43	6	0.162	10	100
GB1006	BMIH1006300	320	43	6	0.183	10	100

FINISH AVAILABLE : POLISHED & LACQUERED BRASS, CP, SNP
ALSO AVAILABLE : GB1014 (10"), GB1016 (12") HEAVY DUTY



GB1025 BRASS HEAVY CASEMENT STAY



TECHNICAL DATA

DPG CODE	ITEM CODE	LENGTH	WIDTH	SCREW NO.	WT./PCS	PCS. IN INNER	PCS. IN OUTER
GB1025	BMH1025250	257	45	6	0.196	10	50

FINISH AVAILABLE : POLISHED & LACQUERED BRASS, CP, SNP



GB1026 BRASS HEAVY CASEMENT STAY



TECHNICAL DATA

DPG CODE	ITEM CODE	LENGTH	WIDTH	SCREW NO.	WT./PCS	PCS. IN INNER	PCS. IN OUTER
GB1026	BMH1026300	315	40	6	0.260	5	50

FINISH AVAILABLE : POLISHED & LACQUERED BRASS, CP, SNP



ALUMINIUM CASEMENT STAY



TECHNICAL DATA

DPG CODE	ITEM CODE	LENGTH	WIDTH	SCREW NO.	WT./PCS	PCS. IN INNER	PCS. IN OUTER
GA1550	AMH1550200	200	42	6	0.036	25	400
GA1551	AMH1551250	250	42	6	0.054	25	250
GA1555	AMH1555300	300	42	6	0.058	25	250

FINISH AVAILABLE : SAA, PAA



478A : STEEL CASEMENT STAY (WITH 1 FLAT CENTRE & 1 FLAT OFFSET PIN)



TECHNICAL DATA

ITEM CODE	SIZE	LENGTH	WIDTH	THICKNESS	SCREW NO.	WT./PCS	PCS. IN INNER	PCS. IN OUTER
MIRN478A200	8"	200	16	1.0	7	0.092	10	200
MIRN478A250	10"	250	16	1.0	7	0.120	10	200
MIRN478A300	12"	300	16	1.0	7	0.128	10	200

FINISH AVAILABLE : EXB, EXBR, EXW, BZP, DUROSIL, HSG



478B : STEEL CASEMENT STAY (WITH 9° CENTRE & 9° OFFSET PIN) (EJMA)



TECHNICAL DATA

ITEM CODE	SIZE	LENGTH	WIDTH	THICKNESS	SCREW NO.	WT./PCS	PCS. IN INNER	PCS. IN OUTER
MRN478B250	10"	250	16	1.0	8	0.120	10	200
MRN478B300	12"	300	16	1.0	8	0.128	10	200

FINISH AVAILABLE : EXB, EXBR, EXW, BZP, DUROSIL, HSG



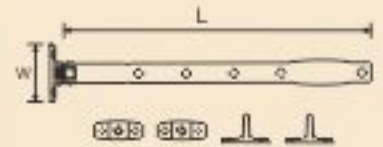
478C : STEEL CASEMENT STAY (WITH 2 NOS. 5/16" PINS)



TECHNICAL DATA

ITEM CODE	SIZE	LENGTH	WIDTH	THICKNESS	SCREW NO.	WT./PCS	PCS. IN INNER	PCS. IN OUTER
MRN478C250	10"	250	16	1.0	8	0.120	10	200
MRN478C300	12"	300	16	1.0	8	0.132	10	200

FINISH AVAILABLE : EXB, EXBR, EXW, BZP, DUROSIL, HSG



478H : STEEL HEAVY CASEMENT STAY (WITH 1 FLAT CENTRE & 1 FLAT OFFSET PIN)



TECHNICAL DATA

ITEM CODE	SIZE	LENGTH	WIDTH	THICKNESS	SCREW NO.	WT./PCS	PCS. IN INNER	PCS. IN OUTER
MIRN478H200	8"	200	16	1.6	7	0.114	10	200
MIRN478H250	10"	250	16	1.6	7	0.132	10	200

FINISH AVAILABLE : EXB, EXBR, EXW, BZP, DUROSIL, HSG



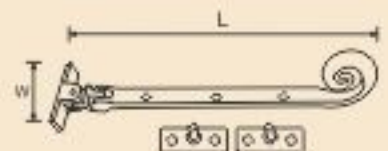
BLACK ANTIQUE CURLY TAIL CASEMENT STAY



TECHNICAL DATA

DPG CODE	ITEM CODE	LENGTH	WIDTH	SCREW NO.	WT./PCS	PCS. IN INNER	PCS. IN OUTER
G0408	CIRN0408200	230	52	8	0.335	5	50
G0410	CIRN0410250	290	52	8	0.408	5	40

FINISH AVAILABLE : EXB, DUROSIL, PEWTER



BLACK ANTIQUE CASEMENT STAY CURLY



TECHNICAL DATA

DPG CODE	ITEM CODE	LENGTH	WIDTH	SCREW NO.	WT./PCS	PCS. IN INNER	PCS. IN OUTER
G1500	CMIH1500200	200	52	8	0.336	5	50
G1501	CMIH1501250	250	52	8	0.370	5	50
G1502	CMIH1502300	300	52	8	0.405	5	50

FINISH AVAILABLE : EXB, DUROSIL, PEWTER



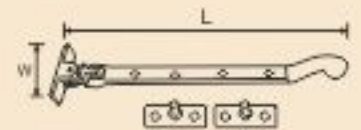
BLACK ANTIQUE CASEMENT STAY SOLID (HEAVY)



TECHNICAL DATA

DPG CODE	ITEM CODE	LENGTH	WIDTH	SCREW NO.	WT./PCS	PCS. IN INNER	PCS. IN OUTER
G0360	CIRN0360250	250	52	8	0.368	5	50
G0362	CIRN0362300	300	52	8	0.420	5	50

FINISH AVAILABLE : EXB, DUROSIL, PEWTER



BLACK ANTIQUE CASEMENT STAY SOLID (LIGHT)



TECHNICAL DATA

DPG CODE	ITEM CODE	LENGTH	WIDTH	SCREW NO.	WT./PCS	PCS. IN INNER	PCS. IN OUTER
G1550	CMIH1550200	230	51	8	0.319	5	50
G1551	CMIH1551250	275	51	8	0.360	5	50

FINISH AVAILABLE : EXB, DUROSIL, PEWTER



SS476A STAINLESS STEEL CASEMENT STAY



TECHNICAL DATA

DPG CODE	ITEM CODE	LENGTH	WIDTH	SCREW NO.	WT./PCS	PCS. IN INNER	PCS. IN OUTER
SS476A	SIRN476A250	300	54	7	0.332	10	50

FINISH AVAILABLE : SATIN, EB, CP, SNP

