



## Lever Handles



Note

- 1. \_\_\_\_\_
- 2. \_\_\_\_\_
- 3. \_\_\_\_\_
- 4. \_\_\_\_\_
- 5. \_\_\_\_\_
- 6. \_\_\_\_\_
- 7. \_\_\_\_\_
- 8. \_\_\_\_\_
- 9. \_\_\_\_\_
- 10. \_\_\_\_\_
- 11. \_\_\_\_\_
- 12. \_\_\_\_\_
- 13. \_\_\_\_\_
- 14. \_\_\_\_\_
- 15. \_\_\_\_\_
- 16. \_\_\_\_\_
- 17. \_\_\_\_\_
- 18. \_\_\_\_\_
- 19. \_\_\_\_\_
- 20. \_\_\_\_\_



VICTORIAN STRAIGHT LEVER HANDLE



TECHNICAL DATA

DPG CODE	NAME	LENGTH	WIDTH	HEIGHT	CENTRE DISTANCE	WT/PAIR	SET IN INNER	SET IN OUTER
GZC0504	LEVER LOCK	153	40	10	57	0.420	1	10
GZC0501	LEVER LATCH	118	40	10	-	0.375	1	10
GZC0514	EURO PROFILE CYL	153	40	10	47.5	0.420	1	10
GZC0513	OVAL PROFILE CYL	153	40	10	48.5	0.420	1	10
GZC0515	BATHROOM	153	40	10	57	0.470	1	10

FEATURES:-

- Pair of lever handles on face fixing backplates.
- Sprung, for use with standard duty latches.
- To suit doors up to 44mm thick.
- 8mm square spindle included for lever operation.
- 5mm spindle included with bathroom versions only.
- Material Zinc alloy.
- Tested as per EN1906 to Grade 3.
- 100 hours salt spray tested as per ASTM B117:2016.
- Fire tested to 30/60 minutes as per EN1634-1.
- Supplied with fixings.

Finish Available : NP, CP, ABR, ACB, SB, SNP, DC, BPC, WPC, IPC, PP, SP

VICTORIAN SCROLL LEVER HANDLE



TECHNICAL DATA

DPG CODE	NAME	LENGTH	WIDTH	HEIGHT	CENTRE DISTANCE	WT/PAIR	SET IN INNER	SET IN OUTER
GZC0505	LEVER LOCK	153	40	10	57	0.405	1	10
GZC0502	LEVER LATCH	118	40	10	-	0.365	1	10
GZC0510	EURO PROFILE CYL	153	40	10	47.5	0.405	1	10
GZC0511	OVAL PROFILE CYL	153	40	10	48.5	0.405	1	10
GZC0512	BATHROOM	153	40	10	57	0.455	1	10

FEATURES:-

- Pair of lever handles on face fixing backplates.
- Sprung, for use with standard duty latches.
- To suit doors up to 44mm thick.
- 8mm square spindle included for lever operation.
- 5mm spindle included with bathroom versions only.
- Material Zinc alloy.
- Tested as per EN1906 to Grade 3.
- 100 hours salt spray tested as per ASTM B117:2016.
- Fire tested to 30/60 minutes as per EN1634-1.
- Supplied with fixings.

Finish Available : NP, CP, ABR, ACB, SB, SNP, DC, BPC, WPC, IPC, PP, SP

\* Note : All Centre Distances in MM



CARISBROOKE SHAPED SCROLL LEVER HANDLE



1906 Gr-3



1634-1



100 Hours.



FIRE TESTED FD-30/60

TECHNICAL DATA

DPG CODE	NAME	LENGTH	WIDTH	HEIGHT	CENTRE DISTANCE	WT/PAIR	SET IN INNER	SET IN OUTER
GZC1505	LEVER LOCK	169	40	10	57	0.385	1	10
GZC1502	LEVER LATCH	169	40	10	-	0.385	1	10
GZC1508	EURO PROFILE CYL	169	40	10	47.5	0.385	1	10
GZC1511	OVAL PROFILE CYL	169	40	10	48.5	0.385	1	10
GZC1510	BATHROOM	169	40	10	57	0.430	1	10

FEATURES:-

- Pair of lever handles on face fixing backplates.
- Sprung, for use with standard duty latches.
- To suit doors up to 44mm thick.
- 8mm square spindle included for lever operation.
- 5mm spindle included with bathroom versions only.
- Material Zinc alloy.
- Tested as per EN1906 to Grade 3.
- 100 hours salt spray tested as per ASTM B117:2016.
- Fire tested to 30/60 minutes as per EN1634-1.
- Supplied with fixings.

Finish Available : NP, CP, ABR, ACB, SB, SNP, DC, BPC, WPC, IPC, PP, SP

BERKELEY LEVER HANDLE



1906 Gr-3



1634-1



100 Hours.



FIRE TESTED FD-30/60

TECHNICAL DATA

DPG CODE	NAME	LENGTH	WIDTH	HEIGHT	CENTRE DISTANCE	WT/PAIR	SET IN INNER	SET IN OUTER
LHZ03B1	LEVER LOCK	173	40	10	57	0.640	1	10
LHZ03B0	LEVER LATCH	173	40	10	-	0.640	1	10
LHZ03B3	BATHROOM	173	40	10	57	0.690	1	10

FEATURES:-

- Pair of lever handles on face fixing backplates.
- Sprung, for use with standard duty latches.
- To suit doors up to 44mm thick.
- 8mm square spindle included for lever operation.
- 5mm spindle included with bathroom versions only.
- Material Zinc alloy.
- Tested as per EN1906 to Grade 3.
- 100 hours salt spray tested as per ASTM B117:2016.
- Fire tested to 30/60 minutes as per EN1634-1.
- Supplied with fixings.

Finish Available : NP, CP, ABR, ACB, SB, SNP, DC, BPC, WPC, IPC, PP, SP

\* Note : All Centre Distances in MM



ORFORD LEVER HANDLE



1906  
Gr-3



1634-1



100 Hours.



FIRE TESTED  
FD-30/60

TECHNICAL DATA

DPG CODE	NAME	LENGTH	WIDTH	HEIGHT	CENTRE DISTANCE	WT/PAIR	SET. IN INNER	SET. IN OUTER
GZC5505	LEVER LOCK	169	50	10	57	0.615	1	10
GZC5502	LEVER LATCH	169	50	10	-	0.615	1	10
GZC5503	EURO PROFILE CYL	169	50	10	47.5	0.615	1	10
GZC5504	OVAL PROFILE CYL	169	50	10	48.5	0.615	1	10
GZC5510	BATHROOM	169	50	10	57	0.665	1	10

FEATURES:-

- Pair of lever handles on face fixing backplates.
- Sprung, for use with standard duty latches.
- To suit doors up to 44mm thick.
- 8mm square spindle included for lever operation.
- 5mm spindle included with bathroom versions only.
- Material Zinc alloy.
- Tested as per EN1906 to Grade 3.
- 100 hours salt spray tested as per ASTM B117:2016.
- Fire tested to 30/60 minutes as per EN1634-1.
- Supplied with fixings.

Finish Available : NP, CP, ABR, ACB, SB, SNP, DC, BPC, WPC, IPC, PP, SP

ACASTLE LEVER HANDLE



1906  
Gr-3



1634-1



100 Hours.



FIRE TESTED  
FD-30/60

TECHNICAL DATA

DPG CODE	NAME	LENGTH	WIDTH	HEIGHT	CENTRE DISTANCE	WT/PAIR	SET. IN INNER	SET. IN OUTER
LHZ0051	LEVER LOCK	169	47	10	57	0.470	1	10
LHZ0052	LEVER LATCH	169	47	10	-	0.470	1	10
LHZ0053	EURO PROFILE CYL	169	47	10	47.5	0.470	1	10
LHZ0054	OVAL PROFILE CYL	169	47	10	48.5	0.470	1	10
LHZ0055	BATHROOM	169	47	10	57	0.520	1	10

FEATURES:-

- Pair of lever handles on face fixing backplates.
- Sprung, for use with standard duty latches.
- To suit doors up to 44mm thick.
- 8mm square spindle included for lever operation.
- 5mm spindle included with bathroom versions only.
- Material Zinc alloy.
- Tested as per EN1906 to Grade 3.
- 100 hours salt spray tested as per ASTM B117:2016.
- Fire tested to 30/60 minutes as per EN1634-1.
- Supplied with fixings.

Finish Available : NP, CP, ABR, ACB, SB, SNP, DC, BPC, WPC, IPC, PP, SP

\* Note : All Centre Distances in MM



HAYTON LEVER ON ROUND ROSE



1906  
Gr-3



1634-1



100 Hours.



FIRE TESTED  
FD-30/60

TECHNICAL DATA

DPG CODE	LENGTH	ROSE DIA	HEIGHT	WT/PAIR	SET IN INNER	SET IN OUTER
LHZ1014	120	51	10	0.520	1	10

FEATURES:-

- Pair of lever handles on face round rose.
- Sprung, for use with standard duty latches.
- To suit doors up to 44mm thick.
- 8mm square spindle included for lever operation.
- Material Zinc alloy.
- Tested to EN1906 to Grade 3.
- 100 hours salt spray tested as per ASTM B117:2016.
- Fire tested to 30/60 minutes as per EN1634-1.
- Supplied with fixings.

Finish Available : NP, CP, ABR, ACB, SB, SNP, DC, BPC, WPC, IPC, PP, SP

BASE LEVER HANDLE ON ROUND ROSE



1906  
Gr-3



1634-1



100 Hours.



FIRE TESTED  
FD-30/60

TECHNICAL DATA

DPG CODE	LENGTH	ROSE DIA	HEIGHT	WT/PAIR	SET IN INNER	SET IN OUTER
LHZ1015	126	51	10	0.550	1	10

FEATURES:-

- Pair of lever handles on face round rose.
- Sprung, for use with standard duty latches.
- To suit doors up to 44mm thick.
- 8mm square spindle included for lever operation.
- Material Zinc alloy.
- Tested to EN1906 to Grade 3.
- 100 hours salt spray tested as per ASTM B117:2016.
- Fire tested to 30/60 minutes as per EN1634-1.
- Supplied with fixings.

Finish Available : NP, CP, ABR, ACB, SB, SNP, DC, BPC, WPC, IPC, PP, SP



OLIVIA LEVER HANDLE ON ROUND ROSE



1906 Gr-3



1634-1



100 Hours.



FIRE TESTED FD-30/60

TECHNICAL DATA

DPG CODE	LENGTH	ROSE DIA	HEIGHT	WT/PAIR	SET IN INNER	SET IN OUTER
LHZ0018	124	51	10	0.660	1	10

FEATURES:-

- Pair of lever handles on face round rose.
- Sprung, for use with standard duty latches.
- To suit doors up to 44mm thick.
- 8mm square spindle included for lever operation.
- Material Zinc alloy.
- Tested to EN1906 to Grade 3.
- 100 hours salt spray tested as per ASTM B117:2016.
- Fire tested to 30/60 minutes as per EN1634-1.
- Supplied with fixings.

Finish Available : NP, CP, ABR, ACB, SB, SNP, DC, BPC, WPC, IPC, PP, SP

ALEXANDER LEVER HANDLE ON ROUND ROSE



1906 Gr-3



1634-1



100 Hours.



FIRE TESTED FD-30/60

TECHNICAL DATA

DPG CODE	LENGTH	ROSE DIA	HEIGHT	WT/PAIR	SET IN INNER	SET IN OUTER
LHZ0019	116	51	10	0.485	1	10

FEATURES:-

- Pair of lever handles on face round rose.
- Sprung, for use with standard duty latches.
- To suit doors up to 44mm thick.
- 8mm square spindle included for lever operation.
- Material Zinc alloy.
- Tested to EN1906 to Grade 3.
- 100 hours salt spray tested as per ASTM B117:2016.
- Fire tested to 30/60 minutes as per EN1634-1.
- Supplied with fixings.

Finish Available : NP, CP, ABR, ACB, SB, SNP, DC, BPC, WPC, IPC, PP, SP



VICTORIAN STRAIGHT LEVER HANDLE ON ROUND ROSE



1906 Gr-3



1634-1



100 Hours.



FIRE TESTED FD-30/60

TECHNICAL DATA

DPG CODE	LENGTH	ROSE DIA	HEIGHT	WT/PAIR	SET IN INNER	SET IN OUTER
LHZ0020	109	51	10	0.335	1	10

FEATURES:-

- Pair of lever handles on face round rose.
- Sprung, for use with standard duty latches.
- To suit doors up to 44mm thick.
- 8mm square spindle included for lever operation.
- Material Zinc alloy.
- Tested to EN1906 to Grade 3.
- 100 hours salt spray tested as per ASTM B117:2016.
- Fire tested to 30/60 minutes as per EN1634-1.
- Supplied with fixings.

Finish Available : NP, CP, ABR, ACB, SB, SNP, DC, BPC, WPC, IPC, PP, SP

SCROLL LEVER HANDLE ON ROUND ROSE



1906 Gr-3



1634-1



100 Hours.



FIRE TESTED FD-30/60

TECHNICAL DATA

DPG CODE	LENGTH	ROSE DIA	HEIGHT	WT/PAIR	SET IN INNER	SET IN OUTER
LHZ0021	94	51	10	0.310	1	10

FEATURES:-

- Pair of lever handles on face round rose.
- Sprung, for use with standard duty latches.
- To suit doors up to 44mm thick.
- 8mm square spindle included for lever operation.
- Material Zinc alloy.
- Tested to EN1906 to Grade 3.
- 100 hours salt spray tested as per ASTM B117:2016.
- Fire tested to 30/60 minutes as per EN1634-1.
- Supplied with fixings.

Finish Available : NP, CP, ABR, ACB, SB, SNP, DC, BPC, WPC, IPC, PP, SP





EDINBURGH LEVER HANDLE ON ROUND ROSE



1906 Gr-3



1634-1



100 Hours.



FIRE TESTED FD-30/60

TECHNICAL DATA

DPG CODE	LENGTH	ROSE DIA	HEIGHT	WT/PAIR	SET IN INNER	SET IN OUTER
LHZ0023	122	51	10	0.570	1	10

FEATURES:-

- Pair of lever handles on face round rose.
- Sprung, for use with standard duty latches.
- To suit doors up to 44mm thick.
- 8mm square spindle included for lever operation.
- Material Zinc alloy.
- Tested to EN1906 to Grade 3.
- 100 hours salt spray tested as per ASTM B117:2016.
- Fire tested to 30/60 minutes as per EN1634-1.
- Supplied with fixings.

Finish Available : NP, CP, ABR, ACB, SB, SNP, DC, BPC, WPC, IPC, PP, SP

LINDISFARNE LEVER HANDLE ON ROUND ROSE



1906 Gr-3



1634-1



100 Hours.



FIRE TESTED FD-30/60

TECHNICAL DATA

DPG CODE	LENGTH	ROSE DIA	HEIGHT	WT/PAIR	SET IN INNER	SET IN OUTER
LHZ0024	140	51	10	0.590	1	10

FEATURES:-

- Pair of lever handles on face round rose.
- Sprung, for use with standard duty latches.
- To suit doors up to 44mm thick.
- 8mm square spindle included for lever operation.
- Material Zinc alloy.
- Tested to EN1906 to Grade 3.
- 100 hours salt spray tested as per ASTM B117:2016.
- Fire tested to 30/60 minutes as per EN1634-1.
- Supplied with fixings.

Finish Available : NP, CP, ABR, ACB, SB, SNP, DC, BPC, WPC, IPC, PP, SP



**RABY LEVER ON ROUND ROSE**



1906  
Gr-3



1634-1



100 Hours.



FIRE TESTED  
FD-30/60

**TECHNICAL DATA**

DPG CODE	LENGTH	ROSE DIA	HEIGHT	WT/PAIR	SET IN INNER	SET IN OUTER
LHZ0032	130	51	10	0.515	1	10

**FEATURES:-**

- Pair of lever handles on face round rose.
- Sprung, for use with standard duty latches.
- To suit doors up to 44mm thick.
- 8mm square spindle included for lever operation.
- Material Zinc alloy.
- Tested to EN1906 to Grade 3.
- 100 hours salt spray tested as per ASTM B117:2016.
- Fire tested to 30/60 minutes as per EN1634-1.
- Supplied with fixings.

**Finish Available :** NP, CP, ABR, ACB, SB, SNP, DC, BPC, WPC, IPC, PP, SP

**DALTON LEVER ON ROUND ROSE**



1906  
Gr-3



1634-1



100 Hours.



FIRE TESTED  
FD-30/60

**TECHNICAL DATA**

DPG CODE	LENGTH	ROSE DIA	HEIGHT	WT/PAIR	SET IN INNER	SET IN OUTER
LHZ0033	124	51	10	0.680	1	10

**FEATURES:-**

- Pair of lever handles on face round rose.
- Sprung, for use with standard duty latches.
- To suit doors up to 44mm thick.
- 8mm square spindle included for lever operation.
- Material Zinc alloy.
- Tested to EN1906 to Grade 3.
- 100 hours salt spray tested as per ASTM B117:2016.
- Fire tested to 30/60 minutes as per EN1634-1.
- Supplied with fixings.

**Finish Available :** NP, CP, ABR, ACB, SB, SNP, DC, BPC, WPC, IPC, PP, SP



**CHESTER LEVER ON ROUND ROSE**



1906  
Gr-3



1634-1



100 Hours.



FIRE TESTED  
FD-30/60

**TECHNICAL DATA**

DPG CODE	LENGTH	ROSE DIA	HEIGHT	WT/PAIR	SET IN INNER	SET IN OUTER
LHZ0034	137	51	10	0.655	1	10

**FEATURES:-**

- Pair of lever handles on face round rose.
- Sprung, for use with standard duty latches.
- To suit doors up to 44mm thick.
- 8mm square spindle included for lever operation.
- Material Zinc alloy.
- Tested to EN1906 to Grade 3.
- 100 hours salt spray tested as per ASTM B117:2016.
- Fire tested to 30/60 minutes as per EN1634-1.
- Supplied with fixings.

**Finish Available :** NP, CP, ABR, ACB, SB, SNP, DC, BPC, WPC, IPC, PP, SP

**BAMBURGH LEVER ON ROUND ROSE**



1906  
Gr-3



1634-1



100 Hours.



FIRE TESTED  
FD-30/60

**TECHNICAL DATA**

DPG CODE	LENGTH	ROSE DIA	HEIGHT	WT/PAIR	SET IN INNER	SET IN OUTER
LHZ0035	103	51	10	0.440	1	10

**FEATURES:-**

- Pair of lever handles on face round rose.
- Sprung, for use with standard duty latches.
- To suit doors up to 44mm thick.
- 8mm square spindle included for lever operation.
- Material Zinc alloy.
- Tested to EN1906 to Grade 3.
- 100 hours salt spray tested as per ASTM B117:2016.
- Fire tested to 30/60 minutes as per EN1634-1.
- Supplied with fixings.

**Finish Available :** NP, CP, ABR, ACB, SB, SNP, DC, BPC, WPC, IPC, PP, SP



NATION LEVER ON ROUND ROSE



1906  
Gr-3



1634-1



100 Hours.



FIRE TESTED  
FD-30/60

TECHNICAL DATA

DPG CODE	LENGTH	ROSE DIA	HEIGHT	WT/PAIR	SET IN INNER	SET IN OUTER
LHZ0036	127	51	10	0.620	1	10

FEATURES:-

- Pair of lever handles on face round rose.
- Sprung, for use with standard duty latches.
- To suit doors up to 44mm thick.
- 8mm square spindle included for lever operation.
- Material Zinc alloy.
- Tested to EN1906 to Grade 3.
- 100 hours salt spray tested as per ASTM B117:2016.
- Fire tested to 30/60 minutes as per EN1634-1.
- Supplied with fixings.

Finish Available : NP, CP, ABR, ACB, SB, SNP, DC, BPC, WPC, IPC, PP, SP

CORBY LEVER ON ROUND ROSE



1906  
Gr-3



1634-1



100 Hours.



FIRE TESTED  
FD-30/60

TECHNICAL DATA

DPG CODE	LENGTH	ROSE DIA	HEIGHT	WT/PAIR	SET IN INNER	SET IN OUTER
LHZ0037	119	51	10	0.635	1	10

FEATURES:-

- Pair of lever handles on face round rose.
- Sprung, for use with standard duty latches.
- To suit doors up to 44mm thick.
- 8mm square spindle included for lever operation.
- Material Zinc alloy.
- Tested to EN1906 to Grade 3.
- 100 hours salt spray tested as per ASTM B117:2016.
- Fire tested to 30/60 minutes as per EN1634-1.
- Supplied with fixings.

Finish Available : NP, CP, ABR, ACB, SB, SNP, DC, BPC, WPC, IPC, PP, SP



STIRLING LEVER ON ROUND ROSE



1906  
Gr-3



1634-1



100 Hours.



FIRE TESTED  
FD-30/60

TECHNICAL DATA

DPG CODE	LENGTH	ROSE DIA	HEIGHT	WT/PAIR	SET IN INNER	SET IN OUTER
GZC0831	114	51	10	0.460	1	10

FEATURES:-

- Pair of lever handles on face round rose.
- Sprung, for use with standard duty latches.
- To suit doors up to 44mm thick.
- 8mm square spindle included for lever operation.
- Material Zinc alloy.
- Tested to EN1906 to Grade 3.
- 100 hours salt spray tested as per ASTM B117:2016.
- Fire tested to 30/60 minutes as per EN1634-1.
- Supplied with fixings.

Finish Available : NP, CP, ABR, ACB, SB, SNP, DC, BPC, WPC, IPC, PP, SP

CONWY LEVER ON ROUND ROSE



1906  
Gr-3



1634-1



100 Hours.



FIRE TESTED  
FD-30/60

TECHNICAL DATA

DPG CODE	LENGTH	ROSE DIA	HEIGHT	WT/PAIR	SET IN INNER	SET IN OUTER
LHZ1100	130	51	10	0.505	1	10

FEATURES:-

- Pair of lever handles on face round rose.
- Sprung, for use with standard duty latches.
- To suit doors up to 44mm thick.
- 8mm square spindle included for lever operation.
- Material Zinc alloy.
- Tested to EN1906 to Grade 3.
- 100 hours salt spray tested as per ASTM B117:2016.
- Fire tested to 30/60 minutes as per EN1634-1.
- Supplied with fixings.

Finish Available : NP, CP, ABR, ACB, SB, SNP, DC, BPC, WPC, IPC, PP, SP



ALNWICK LEVER ON ROUND ROSE



TECHNICAL DATA

DPG CODE	LENGTH	ROSE DIA	HEIGHT	WT/PAIR	SET IN INNER	SET IN OUTER
LHZ1025	133	51	10	0.555	1	10

FEATURES:-

- Pair of lever handles on face round rose.
- Sprung, for use with standard duty latches.
- To suit doors up to 44mm thick.
- 8mm square spindle included for lever operation.
- Material Zinc alloy.
- Tested to EN1906 to Grade 3.
- 100 hours salt spray tested as per ASTM B117:2016.
- Fire tested to 30/60 minutes as per EN1634-1.
- Supplied with fixings.

Finish Available : NP, CP, ABR, ACB, SB, SNP, DC, BPC, WPC, IPC, PP, SP

BERKELEY LEVER ON ROUND ROSE



TECHNICAL DATA

DPG CODE	LENGTH	ROSE DIA	HEIGHT	WT/PAIR	SET IN INNER	SET IN OUTER
LHZ0331	117	51	10	0.535	1	10

FEATURES:-

- Pair of lever handles on face round rose.
- Sprung, for use with standard duty latches.
- To suit doors up to 44mm thick.
- 8mm square spindle included for lever operation.
- Material Zinc alloy.
- Tested to EN1906 to Grade 3.
- 100 hours salt spray tested as per ASTM B117:2016.
- Fire tested to 30/60 minutes as per EN1634-1.
- Supplied with fixings.

Finish Available : NP, CP, ABR, ACB, SB, SNP, DC, BPC, WPC, IPC, PP, SP



WINDSOR LEVER ON ROUND ROSE



TECHNICAL DATA

DPG CODE	LENGTH	ROSE DIA	HEIGHT	WT/PAIR	SET IN INNER	SET IN OUTER
LHZ0044	108	53	10	0.360	1	10

FEATURES:-

- Pair of lever handles on face round rose.
- Sprung, for use with standard duty latches.
- To suit doors up to 44mm thick.
- 8mm square spindle included for lever operation.
- Material Zinc alloy.
- 100 hours salt spray tested as per ASTM B117:2016.
- Supplied with fixings.

Finish Available : NP, CP, ABR, ACB, SB, SNP, DC, BPC, WPC, IPC, PP, SP

BRISTOL LEVER ON ROUND ROSE



TECHNICAL DATA

DPG CODE	LENGTH	ROSE DIA	HEIGHT	WT/PAIR	SET IN INNER	SET IN OUTER
LHZ0045	103	53	10	0.385	1	10

FEATURES:-

- Pair of lever handles on face round rose.
- Sprung, for use with standard duty latches.
- To suit doors up to 44mm thick.
- 8mm square spindle included for lever operation.
- Material Zinc alloy.
- 100 hours salt spray tested as per ASTM B117:2016.
- Supplied with fixings.

Finish Available : NP, CP, ABR, ACB, SB, SNP, DC, BPC, WPC, IPC, PP, SP



**BOURN LEVER ON ROUND ROSE**



**TECHNICAL DATA**

DPG CODE	LENGTH	ROSE DIA	HEIGHT	WT/PAIR	SET IN INNER	SET IN OUTER
LHZ0046	134	51	10	0.615	1	10

**FEATURES:-**

- Pair of lever handles on face round rose.
- Sprung, for use with standard duty latches.
- To suit doors up to 44mm thick.
- 8mm square spindle included for lever operation.
- Material Zinc alloy.
- 100 hours salt spray tested.

Finish Available : NP, CP, ABR, ACB, SB, SNP, DC, BPC, WPC, IPC, PP, SP

**ZINC ESCUTCHEON**



**LHZ31KY**  
KY Escutcheon



**LHZ310V**  
Oval Escutcheon



**LHZ31CY**  
CY Escutcheon



**LHZA004**  
Bathroom Turn





STAINLESS STEEL RADIUS LEVER HANDLE



1906 Gr-2



1634-1



240 Hours.



FIRE TESTED  
FD-30/60/120/240

TECHNICAL DATA

DPG CODE	SS GRADE	LENGTH	ROSE DIA	HEIGHT	PCS. IN INNER	PCS. IN OUTER
LHE0001	304	135	52	10	1	20
LHC0001	201	135	52	10	1	20

FEATURES:-

- Pair of lever handles on roses.
- Sprung, for use with standard duty followers.
- To suit doors up to 44mm thick.
- 8mm square spindle included for lever operation.
- Material SS, PHE - Grade 304, PHC- Grade 201
- Grade 304 with brass spindle housing, Grade 201 With Aluminum Spindle Housing
- Supplied With All Fixings

Finish Available : SSS, PSS

STAINLESS STEEL RETURN TO DOOR LEVER HANDLE



1906 Gr-2



1634-1



240 Hours.



FIRE TESTED  
FD-30/60/120/240

TECHNICAL DATA

DPG CODE	SS GRADE	LENGTH	ROSE DIA	HEIGHT	PCS. IN INNER	PCS. IN OUTER
LHE0002	304	140	52	10	1	20
LHC0002	201	140	52	10	1	20

FEATURES:-

- Pair of lever handles on roses.
- Sprung, for use with standard duty followers.
- To suit doors up to 44mm thick.
- 8mm square spindle included for lever operation.
- Material SS, PHE - Grade 304, PHC- Grade 201
- Grade 304 with brass spindle housing, Grade 201 With Aluminum Spindle Housing
- Supplied With All Fixings

Finish Available : SSS, PSS



STAINLESS STEEL MITRED LEVER HANDLE



1906 Gr-2



1634-1



240 Hours.



FIRE TESTED FD-30/60/120/240

TECHNICAL DATA

DPG CODE	SS GRADE	LENGTH	ROSE DIA	HEIGHT	PCS. IN INNER	PCS. IN OUTER
LHE0003	304	135	52	10	1	20
LHC0003	201	135	52	10	1	20

FEATURES:-

- Pair of lever handles on roses.
- Sprung, for use with standard duty followers.
- To suit doors up to 44mm thick.
- 8mm square spindle included for lever operation.
- Material SS, PHE - Grade 304, PHC- Grade 201
- Grade 304 with brass spindle housing, Grade 201 With Aluminum Spindle Housing
- Supplied With All Fixings

Finish Available : SSS, PSS

STAINLESS STEEL CURVE LEVER HANDLE



1906 Gr-2



1634-1



240 Hours.



FIRE TESTED FD-30/60/120/240

TECHNICAL DATA

DPG CODE	SS GRADE	LENGTH	ROSE DIA	HEIGHT	PCS. IN INNER	PCS. IN OUTER
LHE0004	304	135	52	10	1	20
LHC0004	201	135	52	10	1	20

FEATURES:-

- Pair of lever handles on roses.
- Sprung, for use with standard duty followers.
- To suit doors up to 44mm thick.
- 8mm square spindle included for lever operation.
- Material SS, PHE - Grade 304, PHC- Grade 201
- Grade 304 with brass spindle housing, Grade 201 With Aluminum Spindle Housing
- Supplied With All Fixings

Finish Available : SSS, PSS



STAINLESS STEEL LEVER HANDLE



1906 Gr-2



1634-1



240 Hours.



FIRE TESTED  
FD-30/60/120/240

TECHNICAL DATA

DPG CODE	SS GRADE	LENGTH	ROSE DIA	HEIGHT	PCS. IN INNER	PCS. IN OUTER
LHE0005	304	140	52	10	1	20
LHC0005	201	140	52	10	1	20

FEATURES:-

- Pair of lever handles on roses.
- Sprung, for use with standard duty followers.
- To suit doors up to 44mm thick.
- 8mm square spindle included for lever operation.
- Material SS, PHE - Grade 304, PHC- Grade 201
- Grade 304 with brass spindle housing, Grade 201 With Aluminum Spindle Housing
- Supplied With All Fixings

Finish Available : SSS, PSS

STAINLESS STEEL LEVER HANDLE



1906 Gr-2



1634-1



240 Hours.



FIRE TESTED  
FD-30/60/120/240

TECHNICAL DATA

DPG CODE	SS GRADE	LENGTH	ROSE DIA	HEIGHT	PCS. IN INNER	PCS. IN OUTER
LHE0006	304	135	52	10	1	20
LHC0006	201	135	52	10	1	20

FEATURES:-

- Pair of lever handles on roses.
- Sprung, for use with standard duty followers.
- To suit doors up to 44mm thick.
- 8mm square spindle included for lever operation.
- Material SS, PHE - Grade 304, PHC- Grade 201
- Grade 304 with brass spindle housing, Grade 201 With Aluminum Spindle Housing
- Supplied With All Fixings

Finish Available : SSS, PSS



STAINLESS STEEL LEVER HANDLE



1906 Gr-2



1634-1



240 Hours.



FIRE TESTED  
FD-30/60/120/240

TECHNICAL DATA

DPG CODE	SS GRADE	LENGTH	ROSE DIA	HEIGHT	PCS. IN INNER	PCS. IN OUTER
LHE0007	304	135	52	10	1	20
LHC0007	201	135	52	10	1	20

FEATURES:-

- Pair of lever handles on roses.
- Sprung, for use with standard duty followers.
- To suit doors up to 44mm thick.
- 8mm square spindle included for lever operation.
- Material SS, PHE - Grade 304, PHC- Grade 201
- Grade 304 with brass spindle housing, Grade 201 With Aluminum Spindle Housing
- Supplied With All Fixings

Finish Available : SSS, PSS

STAINLESS STEEL LEVER HANDLE



1906 Gr-2



1634-1



240 Hours.



FIRE TESTED  
FD-30/60/120/240

TECHNICAL DATA

DPG CODE	SS GRADE	LENGTH	ROSE DIA	HEIGHT	PCS. IN INNER	PCS. IN OUTER
LHE0008	304	135	52	10	1	20
LHC0008	201	135	52	10	1	20

FEATURES:-

- Pair of lever handles on roses.
- Sprung, for use with standard duty followers.
- To suit doors up to 44mm thick.
- 8mm square spindle included for lever operation.
- Material SS, PHE - Grade 304, PHC- Grade 201
- Grade 304 with brass spindle housing, Grade 201 With Aluminum Spindle Housing
- Supplied With All Fixings

Finish Available : SSS PSS



STAINLESS STEEL LEVER HANDLE



1906 Gr-2



1634-1



240 Hours.



FIRE TESTED  
FD-30/60/120/240

TECHNICAL DATA

DPG CODE	SS GRADE	LENGTH	ROSE DIA	HEIGHT	PCS. IN INNER	PCS. IN OUTER
LHE0009	304	135	52	10	1	20
LHC0009	201	135	52	10	1	20

FEATURES:-

- Pair of lever handles on roses.
- Sprung, for use with standard duty followers.
- To suit doors up to 44mm thick.
- 8mm square spindle included for lever operation.
- Material SS, PHE - Grade 304, PHC- Grade 201
- Grade 304 with brass spindle housing, Grade 201 With Aluminum Spindle Housing
- Supplied With All Fixings

Finish Available : SSS, PSS

STAINLESS STEEL LEVER HANDLE



1906 Gr-2



1634-1



240 Hours.



FIRE TESTED  
FD-30/60/120/240

TECHNICAL DATA

DPG CODE	SS GRADE	LENGTH	ROSE DIA	HEIGHT	PCS. IN INNER	PCS. IN OUTER
LHE0010	304	135	52	10	1	20
LHC0010	201	135	52	10	1	20

FEATURES:-

- Pair of lever handles on roses.
- Sprung, for use with standard duty followers.
- To suit doors up to 44mm thick.
- 8mm square spindle included for lever operation.
- Material SS, PHE - Grade 304, PHC- Grade 201
- Grade 304 with brass spindle housing, Grade 201 With Aluminum Spindle Housing
- Supplied With All Fixings

Finish Available : SSS PSS



STAINLESS STEEL LEVER HANDLE



1906 Gr-2



1634-1



240 Hours.



FIRE TESTED  
FD-30/60/120/240

TECHNICAL DATA

DPG CODE	SS GRADE	LENGTH	ROSE DIA	HEIGHT	PCS. IN INNER	PCS. IN OUTER
LHE0011	304	135	52	10	1	20
LHC0011	201	135	52	10	1	20

FEATURES:-

- Pair of lever handles on roses.
- Sprung, for use with standard duty followers.
- To suit doors up to 44mm thick.
- 8mm square spindle included for lever operation.
- Material SS, PHE - Grade 304, PHC- Grade 201
- Grade 304 with brass spindle housing, Grade 201 With Aluminum Spindle Housing
- Supplied With All Fixings

Finish Available : SSS, PSS

STAINLESS STEEL LEVER HANDLE



1906 Gr-2



1634-1



240 Hours.



FIRE TESTED  
FD-30/60/120/240

TECHNICAL DATA

DPG CODE	SS GRADE	LENGTH	ROSE DIA	HEIGHT	PCS. IN INNER	PCS. IN OUTER
LHE0012	304	135	52	10	1	20
LHC0012	201	135	52	10	1	20

FEATURES:-

- Pair of lever handles on roses.
- Sprung, for use with standard duty followers.
- To suit doors up to 44mm thick.
- 8mm square spindle included for lever operation.
- Material SS, PHE - Grade 304, PHC- Grade 201
- Grade 304 with brass spindle housing, Grade 201 With Aluminum Spindle Housing
- Supplied With All Fixings

Finish Available : SSS, PSS



STAINLESS STEEL LEVER HANDLE



1906 Gr-2



1634-1



240 Hours.



FIRE TESTED  
FD-30/60/120/240

TECHNICAL DATA

DPG CODE	SS GRADE	LENGTH	ROSE DIA	HEIGHT	PCS. IN INNER	PCS. IN OUTER
LHE0013	304	135	52	10	1	20
LHC0013	201	135	52	10	1	20

FEATURES:-

- Pair of lever handles on roses.
- Sprung, for use with standard duty followers.
- To suit doors up to 44mm thick.
- 8mm square spindle included for lever operation.
- Material SS, PHE - Grade 304, PHC- Grade 201
- Grade 304 with brass spindle housing, Grade 201 With Aluminum Spindle Housing
- Supplied With All Fixings

Finish Available : SSS, PSS

STAINLESS STEEL LEVER HANDLE



1906 Gr-2



1634-1



240 Hours.



FIRE TESTED  
FD-30/60/120/240

TECHNICAL DATA

DPG CODE	SS GRADE	LENGTH	ROSE DIA	HEIGHT	PCS. IN INNER	PCS. IN OUTER
LHE0014	304	135	52	10	1	20
LHC0014	201	135	52	10	1	20

FEATURES:-

- Pair of lever handles on roses.
- Sprung, for use with standard duty followers.
- To suit doors up to 44mm thick.
- 8mm square spindle included for lever operation.
- Material SS, PHE - Grade 304, PHC- Grade 201
- Grade 304 with brass spindle housing, Grade 201 With Aluminum Spindle Housing
- Supplied With All Fixings

Finish Available : SSS, PSS



STAINLESS STEEL LEVER HANDLE



1906 Gr-2



1634-1



240 Hours.



FIRE TESTED  
FD-30/60/120/240

TECHNICAL DATA

DPG CODE	SS GRADE	LENGTH	ROSE DIA	HEIGHT	PCS. IN INNER	PCS. IN OUTER
LHE0015	304	135	52	10	1	20
LHC0015	201	135	52	10	1	20

FEATURES:-

- Pair of lever handles on roses.
- Sprung, for use with standard duty followers.
- To suit doors up to 44mm thick.
- 8mm square spindle included for lever operation.
- Material SS, PHE - Grade 304, PHC- Grade 201
- Grade 304 with brass spindle housing, Grade 201 With Aluminum Spindle Housing
- Supplied With All Fixings

Finish Available : SSS, PSS

STAINLESS STEEL LEVER HANDLE



1906 Gr-2



1634-1



240 Hours.



FIRE TESTED  
FD-30/60/120/240

TECHNICAL DATA

DPG CODE	SS GRADE	LENGTH	ROSE DIA	HEIGHT	PCS. IN INNER	PCS. IN OUTER
LHE0016	304	135	52	10	1	20
LHC0016	201	135	52	10	1	20

FEATURES:-

- Pair of lever handles on roses.
- Sprung, for use with standard duty followers.
- To suit doors up to 44mm thick.
- 8mm square spindle included for lever operation.
- Material SS, PHE - Grade 304, PHC- Grade 201
- Grade 304 with brass spindle housing, Grade 201 With Aluminum Spindle Housing
- Supplied With All Fixings

Finish Available : SSS, PSS





STAINLESS STEEL LEVER HANDLE



1906 Gr-2



1634-1



240 Hours.



FIRE TESTED  
FD-30/60/120/240

TECHNICAL DATA

DPG CODE	SS GRADE	LENGTH	ROSE DIA	HEIGHT	PCS. IN INNER	PCS. IN OUTER
LHE0020	304	135	52	10	1	20
LHC0020	201	135	52	10	1	20

FEATURES:-

- Pair of lever handles on roses.
- Sprung, for use with standard duty followers.
- To suit doors up to 44mm thick.
- 8mm square spindle included for lever operation.
- Material SS, PHE - Grade 304, PHC- Grade 201
- Grade 304 with brass spindle housing, Grade 201 With Aluminum Spindle Housing
- Supplied With All Fixings

Finish Available : SSS, PSS

STAINLESS STEEL LEVER HANDLE



1906 Gr-2



1634-1



240 Hours.



FIRE TESTED  
FD-30/60/120/240

TECHNICAL DATA

DPG CODE	SS GRADE	LENGTH	ROSE DIA	HEIGHT	PCS. IN INNER	PCS. IN OUTER
LHE0021	304	135	52	10	1	20
LHC0021	201	135	52	10	1	20

FEATURES:-

- Pair of lever handles on roses.
- Sprung, for use with standard duty followers.
- To suit doors up to 44mm thick.
- 8mm square spindle included for lever operation.
- Material SS, PHE - Grade 304, PHC- Grade 201
- Grade 304 with brass spindle housing, Grade 201 With Aluminum Spindle Housing
- Supplied With All Fixings

Finish Available : SSS, PSS



STAINLESS STEEL LEVER HANDLE



1906 Gr-2



1634-1



240 Hours.



FIRE TESTED  
FD-30/60/120/240

TECHNICAL DATA

DPG CODE	SS GRADE	LENGTH	ROSE DIA	HEIGHT	PCS. IN INNER	PCS. IN OUTER
LHE0022	304	135	52	10	1	20
LHC0022	201	135	52	10	1	20

FEATURES:-

- Pair of lever handles on roses.
- Sprung, for use with standard duty followers.
- To suit doors up to 44mm thick.
- 8mm square spindle included for lever operation.
- Material SS, PHE - Grade 304, PHC- Grade 201
- Grade 304 with brass spindle housing, Grade 201 With Aluminum Spindle Housing
- Supplied With All Fixings

Finish Available : SSS, PSS

STAINLESS STEEL LEVER HANDLE



1906 Gr-2



1634-1



240 Hours.



FIRE TESTED  
FD-30/60/120/240

TECHNICAL DATA

DPG CODE	SS GRADE	LENGTH	ROSE DIA	HEIGHT	PCS. IN INNER	PCS. IN OUTER
LHE0023	304	135	52	10	1	20
LHC0023	201	135	52	10	1	20

FEATURES:-

- Pair of lever handles on roses.
- Sprung, for use with standard duty followers.
- To suit doors up to 44mm thick.
- 8mm square spindle included for lever operation.
- Material SS, PHE - Grade 304, PHC- Grade 201
- Grade 304 with brass spindle housing, Grade 201 With Aluminum Spindle Housing
- Supplied With All Fixings

Finish Available : SSS, PSS



STAINLESS STEEL LEVER HANDLE



1906 Gr-2



1634-1



240 Hours.



FIRE TESTED  
FD-30/60/120/240

TECHNICAL DATA

DPG CODE	SS GRADE	LENGTH	ROSE DIA	HEIGHT	PCS. IN INNER	PCS. IN OUTER
LHE0024	304	135	52	10	1	20
LHC0024	201	135	52	10	1	20

FEATURES:-

- Pair of lever handles on roses.
- Sprung, for use with standard duty followers.
- To suit doors up to 44mm thick.
- 8mm square spindle included for lever operation.
- Material SS, PHE - Grade 304, PHC- Grade 201
- Grade 304 with brass spindle housing, Grade 201 With Aluminum Spindle Housing
- Supplied With All Fixings

Finish Available : SSS, PSS

STAINLESS STEEL LEVER HANDLE



1906 Gr-2



1634-1



240 Hours.



FIRE TESTED  
FD-30/60/120/240

TECHNICAL DATA

DPG CODE	SS GRADE	LENGTH	ROSE DIA	HEIGHT	PCS. IN INNER	PCS. IN OUTER
LHE0025	304	142	52	10	1	20
LHC0025	201	142	52	10	1	20

FEATURES:-

- Pair of lever handles on roses.
- Sprung, for use with standard duty followers.
- To suit doors up to 44mm thick.
- 8mm square spindle included for lever operation.
- Material SS, PHE - Grade 304, PHC- Grade 201
- Grade 304 with brass spindle housing, Grade 201 With Aluminum Spindle Housing
- Supplied With All Fixings

Finish Available : SSS, PSS



STAINLESS STEEL LEVER HANDLE



1906 Gr-2



1634-1



240 Hours.



FIRE TESTED  
FD-30/60/120/240

TECHNICAL DATA

DPG CODE	SS GRADE	LENGTH	ROSE DIA	HEIGHT	PCS. IN INNER	PCS. IN OUTER
LHE0026	304	135	52	10	1	20
LHC0026	201	135	52	10	1	20

FEATURES:-

- Pair of lever handles on roses.
- Sprung, for use with standard duty followers.
- To suit doors up to 44mm thick.
- 8mm square spindle included for lever operation.
- Material SS, PHE - Grade 304, PHC- Grade 201
- Grade 304 with brass spindle housing, Grade 201 With Aluminum Spindle Housing
- Supplied With All Fixings

Finish Available : SSS, PSS

STAINLESS STEEL LEVER HANDLE



1906 Gr-2



1634-1



240 Hours.



FIRE TESTED  
FD-30/60/120/240

TECHNICAL DATA

DPG CODE	SS GRADE	LENGTH	ROSE DIA	HEIGHT	PCS. IN INNER	PCS. IN OUTER
LHE0028	304	135	52	10	1	20
LHC0028	201	135	52	10	1	20

FEATURES:-

- Pair of lever handles on roses.
- Sprung, for use with standard duty followers.
- To suit doors up to 44mm thick.
- 8mm square spindle included for lever operation.
- Material SS, PHE - Grade 304, PHC- Grade 201
- Grade 304 with brass spindle housing, Grade 201 With Aluminum Spindle Housing
- Supplied With All Fixings

Finish Available : SSS, PSS



STAINLESS STEEL LEVER HANDLE



1906 Gr-2



1634-1



240 Hours.



FIRE TESTED  
FD-30/60/120/240

TECHNICAL DATA

DPG CODE	SS GRADE	LENGTH	ROSE DIA	HEIGHT	PCS. IN INNER	PCS. IN OUTER
LHE0029	304	135	52	10	1	20
LHC0029	201	135	52	10	1	20

FEATURES:-

- Pair of lever handles on roses.
- Sprung, for use with standard duty followers.
- To suit doors up to 44mm thick.
- 8mm square spindle included for lever operation.
- Material SS, PHE - Grade 304, PHC- Grade 201
- Grade 304 with brass spindle housing, Grade 201 With Aluminum Spindle Housing
- Supplied With All Fixings

Finish Available : SSS, PSS

STAINLESS STEEL LEVER HANDLE



1906 Gr-2



1634-1



240 Hours.



FIRE TESTED  
FD-30/60/120/240

TECHNICAL DATA

DPG CODE	SS GRADE	LENGTH	ROSE DIA	HEIGHT	PCS. IN INNER	PCS. IN OUTER
LHE0030	304	135	52	10	1	20
LHC0030	201	135	52	10	1	20

FEATURES:-

- Pair of lever handles on roses.
- Sprung, for use with standard duty followers.
- To suit doors up to 44mm thick.
- 8mm square spindle included for lever operation.
- Material SS, PHE - Grade 304, PHC- Grade 201
- Grade 304 with brass spindle housing, Grade 201 With Aluminum Spindle Housing
- Supplied With All Fixings

Finish Available : SSS, PSS



STAINLESS STEEL RETURN TO DOOR LEVER HANDLE WITH PRIVACY FUNCTION



1906 Gr-2



1634-1



240 Hours.



FIRE TESTED  
FD-30/60/120/240

TECHNICAL DATA

DPG CODE	SS GRADE	LENGTH	ROSE DIA	HEIGHT	PCS. IN INNER	PCS. IN OUTER
LHE0102	304	135	52	10	1	20
LHC0102	201	135	52	10	1	20

FEATURES:-

- Pair of lever handles on roses.
- Sprung, for use with standard duty followers.
- To suit doors up to 44mm thick.
- 8mm square spindle included for lever operation.
- Material SS, PHE - Grade 304, PHC- Grade 201
- Grade 304 with brass spindle housing, Grade 201 With Aluminum Spindle Housing
- Supplied With All Fixings

Finish Available : SSS, PSS

STAINLESS STEEL MITRED LEVER HANDLE WITH PRIVACY FUNCTION



1906 Gr-2



1634-1



240 Hours.



FIRE TESTED  
FD-30/60/120/240

TECHNICAL DATA

DPG CODE	SS GRADE	LENGTH	ROSE DIA	HEIGHT	PCS. IN INNER	PCS. IN OUTER
LHE0103	304	135	52	10	1	20
LHC0103	201	135	52	10	1	20

FEATURES:-

- Pair of lever handles on roses.
- Sprung, for use with standard duty followers.
- To suit doors up to 44mm thick.
- 8mm square spindle included for lever operation.
- Material SS, PHE - Grade 304, PHC- Grade 201
- Grade 304 with brass spindle housing, Grade 201 With Aluminum Spindle Housing
- Supplied With All Fixings

Finish Available : SSS, PSS



STAINLESS STEEL CURVE LEVER HANDLE WITH PRIVACY FUNCTION



1906 Gr-2



1634-1



240 Hours.



FIRE TESTED  
FD-30/60/120/240

TECHNICAL DATA

DPG CODE	SS GRADE	LENGTH	ROSE DIA	HEIGHT	PCS. IN INNER	PCS. IN OUTER
LHE0104	304	135	52	10	1	20
LHC0104	201	135	52	10	1	20

FEATURES:-

- Pair of lever handles on roses.
- Sprung, for use with standard duty followers.
- To suit doors up to 44mm thick.
- 8mm square spindle included for lever operation.
- Material SS, PHE - Grade 304, PHC- Grade 201
- Grade 304 with brass spindle housing, Grade 201 With Aluminum Spindle Housing
- Supplied With All Fixings

Finish Available : SSS PSS

STAINLESS STEEL RADIUS LEVER HANDLE (D - Ø22)



1906 Gr-2



1634-1



240 Hours.



FIRE TESTED  
FD-30/60/120/240

TECHNICAL DATA

DPG CODE	SS GRADE	LENGTH	ROSE DIA	HEIGHT	PCS. IN INNER	PCS. IN OUTER
LHE0201	304	135	52	10	1	20
LHC0201	201	135	52	10	1	20

FEATURES:-

- Pair of lever handles on roses.
- Sprung, for use with standard duty followers.
- To suit doors up to 44mm thick.
- 8mm square spindle included for lever operation.
- Material SS, PHE - Grade 304, PHC- Grade 201
- Grade 304 with brass spindle housing, Grade 201 With Aluminum Spindle Housing
- Supplied With All Fixings

Finish Available : SSS, PSS



STAINLESS STEEL LEVER HANDLE (D - Ø22)



1906 Gr-2



1634-1



240 Hours.



FIRE TESTED  
FD-30/60/120/240

TECHNICAL DATA

DPG CODE	SS GRADE	LENGTH	ROSE DIA	HEIGHT	PCS. IN INNER	PCS. IN OUTER
LHE0202	304	140	52	10	1	20
LHC0202	201	140	52	10	1	20

FEATURES:-

- Pair of lever handles on roses.
- Sprung, for use with standard duty followers.
- To suit doors up to 44mm thick.
- 8mm square spindle included for lever operation.
- Material SS, PHE - Grade 304, PHC- Grade 201
- Grade 304 with brass spindle housing, Grade 201 With Aluminum Spindle Housing
- Supplied With All Fixings

Finish Available : SSS, PSS

STAINLESS STEEL LEVER HANDLE (D - Ø22)



1906 Gr-2



1634-1



240 Hours.



FIRE TESTED  
FD-30/60/120/240

TECHNICAL DATA

DPG CODE	SS GRADE	LENGTH	ROSE DIA	HEIGHT	PCS. IN INNER	PCS. IN OUTER
LHE0203	304	140	52	10	1	20
LHC0203	201	140	52	10	1	20

FEATURES:-

- Pair of lever handles on roses.
- Sprung, for use with standard duty followers.
- To suit doors up to 44mm thick.
- 8mm square spindle included for lever operation.
- Material SS, PHE - Grade 304, PHC- Grade 201
- Grade 304 with brass spindle housing, Grade 201 With Aluminum Spindle Housing
- Supplied With All Fixings

Finish Available : SSS, PSS





## STAINLESS STEEL BLIND ESCUTCHEON



### TECHNICAL DATA

DPG CODE	SS GRADE	ROSE DIA	PCS. IN INNER	PCS. IN OUTER
LHE31BL	304	52X5mm	10	100
LHC31BL	201	52X5mm	10	100
LHE31BL	304	52X8mm	10	100
LHC31BL	201	52X8mm	10	100

Finish Available : SATIN, CP, EB

## STAINLESS STEEL EUROPROFILE ESCUTCHEON



### TECHNICAL DATA

DPG CODE	SS GRADE	ROSE DIA	PCS. IN INNER	PCS. IN OUTER
LHE31CY	304	52X5mm	10	100
LHC31CY	201	52X5mm	10	100
LHE31CY	304	52X8mm	10	100
LHC31CY	201	52X8mm	10	100

Finish Available : SATIN, CP, EB

## STAINLESS STEEL OVAL ESCUTCHEON



### TECHNICAL DATA

DPG CODE	SS GRADE	ROSE DIA	PCS. IN INNER	PCS. IN OUTER
LHE31OV	304	52X5mm	10	100
LHC31OV	201	52X5mm	10	100
LHE31OV	304	52X8mm	10	100
LHC31OV	201	52X8mm	10	100

Finish Available : SATIN, CP, EB

## STAINLESS STEEL KEYLOCK ESCUTCHEON



### TECHNICAL DATA

DPG CODE	SS GRADE	ROSE DIA	PCS. IN INNER	PCS. IN OUTER
LHE31ST	304	52X5mm	10	100
LHC31ST	201	52X5mm	10	100
LHE31ST	304	52X8mm	10	100
LHC31ST	201	52X8mm	10	100

Finish Available : SATIN, CP, EB



VICTORIAN SCROLL RANGE HANDLES (FORGED)



TECHNICAL DATA

NAME	DPG CODE	ITEM CODE	LENGTH	WIDTH	HEIGHT	CENTRE DISTANCE	SCREW NO.	WT/PAIR	SET. IN INNER	SET. IN OUTER
LATCH	GFB0502	BHND502100	108	40	8	-	7	0.430	1	10
LOCK	GFB0505	BHND505150	149	40	8	57	7	0.420	1	10
BATHROOM	GFB0510	BHND510150	149	40	8	57	7	0.420	1	10
PRIVACY	GFB0512	BHND512100	108	40	8	38	7	0.540	1	10
EURO	GFB0511	BHND511120	149	40	8	47.5	7	0.420	1	10

FEATURES:-

- Pair of lever handles on face fixing backplates.
- Sprung, for use with standard duty latches.
- To suit doors up to 44mm thick.
- 8mm square spindle included for lever operation.
- 5mm spindle included with bathroom versions only.
- Material Brass alloy.
- Tested as per EN1906 to Grade 2.
- 100 hours salt spray tested as per ASTM B117:2016.
- Supplied with fixings.

FINISH AVAILABLE : Polished & Lacquered Brass, Chrome Plated, Satin Nickel Plated

GEORGIAN SCROLL RANGE HANDLES



TECHNICAL DATA

NAME	DPG CODE	ITEM CODE	LENGTH	WIDTH	HEIGHT	CENTRE DISTANCE	SCREW NO.	WT/PAIR	SET. IN INNER	SET. IN OUTER
LATCH	GFB0503	BHND503100	115	49	10	-	7	0.480	1	10
LOCK	GFB0506	BHND506150	146	49	10	57	7	0.520	1	10
BATHROOM	GFB0509	BHND509150	146	49	10	57	7	0.620	1	10
PRIVACY	GFB0507	BHND507100	115	49	10	38	7	0.570	1	10
EURO	GFB0508	BHND508150	146	49	10	47.5	7	0.520	1	10

FEATURES:-

- Pair of lever handles on face fixing backplates.
- Sprung, for use with standard duty latches.
- To suit doors up to 44mm thick.
- 8mm square spindle included for lever operation.
- 5mm spindle included with bathroom versions only.
- Material Brass alloy.
- Tested as per EN1906 to Grade 2.
- 100 hours salt spray tested as per ASTM B117:2016.
- Supplied with fixings.

FINISH AVAILABLE : Polished & Lacquered Brass, Chrome Plated, Satin Nickel Plated



VICTORIAN STRAIGHT RANGE HANDLES

TECHNICAL DATA

NAME	DPG CODE	ITEM CODE	LENGTH	WIDTH	HEIGHT	CENTRE DISTANCE	SCREW NO.	WT/PAIR	SET. IN INNER	SET. IN OUTER
LATCH	GFB0501	BHND501100	110	40	8	-	7	0.360	1	10
LOCK	GFB0504	BHND504150	149	40	8	57	7	0.440	1	10
BATHROOM	GFB0514	BHND514150	149	40	8	57	7	0.540	1	10
PRIVACY	GFB0515	BHND515100	110	40	8	38	7	0.450	1	10
EURO	GFB0513	BHND513150	149	40	8	47.5	7	0.440	1	10
OVAL	GFB0531	BHND531150	149	40	8	48.5	7	0.440	1	10



FEATURES:-

- Pair of lever handles on face fixing backplates.
- Sprung, for use with standard duty latches.
- To suit doors up to 44mm thick.
- 8mm square spindle included for lever operation.
- 5mm spindle included with bathroom versions only.
- Material Brass alloy.
- Tested as per EN1906 to Grade 2.
- 100 hours salt spray tested as per ASTM B117:2016.
- Supplied with fixings.

FINISH AVAILABLE : Polished & Lacquered Brass, Chrome Plated, Satin Nickel Plated

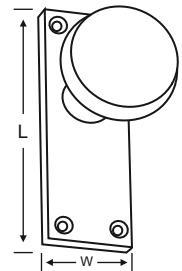
VICTORIAN MORTICE KNOB ON PLATE



TECHNICAL DATA

DPG CODE	ITEM CODE	LENGTH	WIDTH	SCREW NO.	WT/SET	SET. IN INNER	SET. IN OUTER
GB0301	BMIH0301100	108	39	6	0.470	1	20

FINISH AVAILABLE - POLISHED & LACQUERED BRASS/CP/SNP



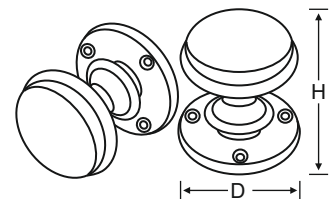
BRASS VICTORIAN MORTICE KNOBS- UNSPRUNG



TECHNICAL DATA

DPG CODE	ITEM CODE	HEIGHT	BASE DIA	KNOB DIA	SCREW NO.	WT/SET	SET. IN INNER	SET. IN OUTER
GB0305	BMIH0305053	60	53	51	6	0.370	1	20

FINISH AVAILABLE - POLISHED & LACQUERED BRASS/CP/SNP



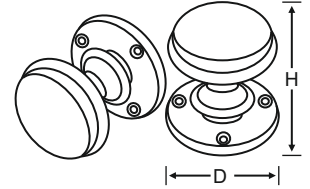
VICTORIAN MORTICE KNOBS- SPRUNG



TECHNICAL DATA

DPG CODE	ITEM CODE	HEIGHT	BASE DIA	KNOB DIA	SCREW NO.	WT/SET	SET. IN INNER	SET. IN OUTER
GB0306	BMIH0306053	60	53	51	6	0.370	1	20

FINISH AVAILABLE - POLISHED & LACQUERED BRASS/CP/SNP



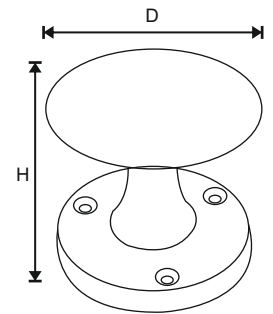
VICTORIAN OVAL KNOBS



TECHNICAL DATA

DPG CODE	ITEM CODE	HEIGHT	BASE DIA	KNOB DIA	SCREW NO.	WT/SET	SET. IN INNER	SET. IN OUTER
GB0308	BMIH0308060	63	58	58x40	6	0.552	1	20

FINISH AVAILABLE - POLISHED & LACQUERED BRASS/CP/SNP



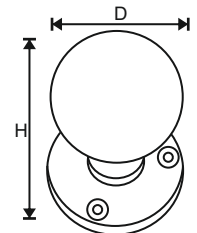
VICTORIAN ROUND KNOBS



TECHNICAL DATA

DPG CODE	ITEM CODE	HEIGHT	BASE DIA	KNOB DIA	SCREW NO.	WT/SET	SET. IN INNER	SET. IN OUTER
GB0310	BMIH0310057	78	53	48	6	0.488	1	20

FINISH AVAILABLE - POLISHED & LACQUERED BRASS/CP/SNP



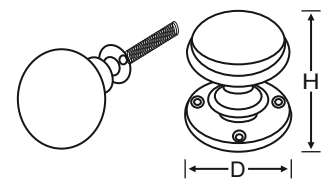
VICTORIAN MORTICE KNOB



TECHNICAL DATA

DPG CODE	ITEM CODE	HEIGHT	BASE DIA	KNOB DIA	SCREW NO.	WT/SET	SET. IN INNER	SET. IN OUTER
GB0311	BMIH0311050	72	53	51	6	0.471	1	20

FINISH AVAILABLE - POLISHED & LACQUERED BRASS/CP/SNP



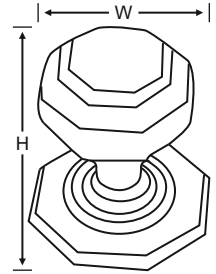
**BRASS VICTORIAN CENTRE DOOR KNOB (OCTAGONAL)**



**TECHNICAL DATA**

DPG CODE	ITEM CODE	HEIGHT	WIDTH	BOLT	WT/SET	SET. IN INNER	SET. IN OUTER
GB0381	BMIH0381076	88	82	M10	0.495	2	20

FINISH AVAILABLE - POLISHED & LACQUERED BRASS/CP/SNP



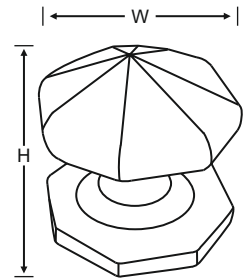
**BRASS VICTORIAN CENTRE DOOR KNOB**



**TECHNICAL DATA**

DPG CODE	ITEM CODE	HEIGHT	WIDTH	BOLT	WT/SET	SET. IN INNER	SET. IN OUTER
GB0382	BMIH0382076	90	80	M10	0.590	2	20

FINISH AVAILABLE - POLISHED & LACQUERED BRASS/CP/SNP



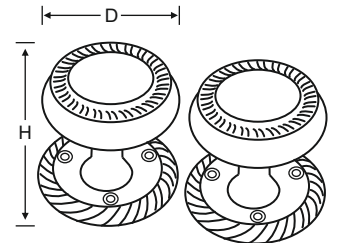
**BRASS GEORGIAN MORTICE KNOB SPRUNG**



**TECHNICAL DATA**

DPG CODE	ITEM CODE	HEIGHT	BASE DIA	KNOB DIA	BOLT	WT/SET	SET. IN INNER	SET. IN OUTER
GB0421	BMIH0421050	65	51	58	6	0.410	1	20

FINISH AVAILABLE - POLISHED & LACQUERED BRASS/CP/SNP



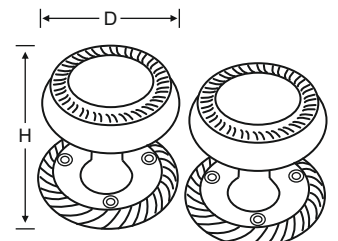
**BRASS GEORGIAN MORTICE KNOB UNSPRUNG**



**TECHNICAL DATA**

DPG CODE	ITEM CODE	HEIGHT	BASE DIA	KNOB DIA	SCREW NO.	WT/SET	SET. IN INNER	SET. IN OUTER
GB0422	BMIH0422050	65	51	58	6	0.410	1	20

FINISH AVAILABLE - POLISHED & LACQUERED BRASS/CP/SNP





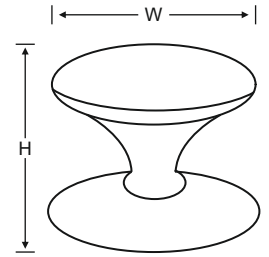
BRASS VICTORIAN CUPBOARD KNOB



TECHNICAL DATA

DPG CODE	ITEM CODE	HEIGHT	BASE DIA	KNOB DIA	BOLT	WT/PCS	PCS. IN INNER	PCS. IN OUTER
GB0451	BMIH0451025	21	26	25	M4	0.014	20	400
GB0452	BMIH0452032	30	31	30	M4	0.022	20	400
GB0453	BMIH0453038	30	31	36	M4	0.030	20	400
GB0454	BMIH0454050	36	36	47	M4	0.051	10	200

FINISH AVAILABLE - POLISHED & LACQUERED BRASS/CP/SNP



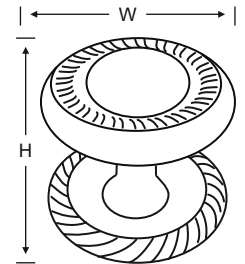
BRASS GEORGIAN CUPBOARD KNOB



TECHNICAL DATA

DPG CODE	ITEM CODE	HEIGHT	BASE DIA	KNOB DIA	BOLT	WT/PCS	PCS. IN INNER	PCS. IN OUTER
GB0411	BMIH0411025	25	24	25	M4	0.016	20	400
GB0412	BMIH0412032	33	30	30	M4	0.025	20	400
GB0413	BMIH0413040	33	37	37	M4	0.039	20	400
GB0414	BMIH0414050	43	43	48	M4	0.068	10	200

FINISH AVAILABLE - POLISHED & LACQUERED BRASS/CP/SNP



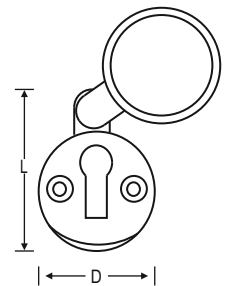
BRASS VICTORIAN COVERED ESCUTCHEON



TECHNICAL DATA

DPG CODE	ITEM CODE	LENGTH	DIA	SCREW NO.	WT/PCS	PCS. IN INNER	PCS. IN OUTER
GB1102	BMIH1102032	41	31	6	0.025	50	500

FINISH AVAILABLE - POLISHED & LACQUERED BRASS/CP/SNP



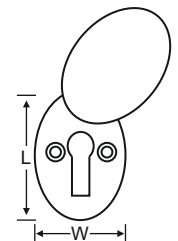
BRASS VICTORIAN ESCUTCHEON OVAL WITH COVER



TECHNICAL DATA

DPG CODE	ITEM CODE	LENGTH	WIDTH	SCREW NO.	WT/PCS	PCS. IN INNER	PCS. IN OUTER
GB1103	BMIH1103032	41	31	6	0.025	50	500

FINISH AVAILABLE - POLISHED & LACQUERED BRASS/CP/SNP





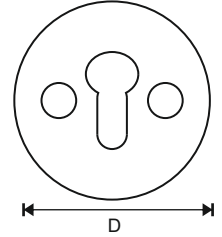
**BRASS VICTORIAN OPEN ESCUTCHEON**



**TECHNICAL DATA**

DPG CODE	ITEM CODE	DIA	SCREW NO.	WT/PCS	PCS. IN INNER	PCS. IN OUTER
GB1104	BMIH1104032	32	6	0.015	50	500

FINISH AVAILABLE - POLISHED & LACQUERED BRASS/CP/SNP



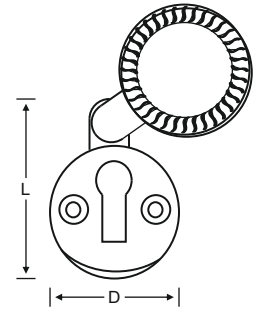
**BRASS GEORGIAN COVERED ESCUTCHEON**



**TECHNICAL DATA**

DPG CODE	ITEM CODE	LENGTH	DIA	THICKNESS	SCREW NO.	WT/PCS	PCS. IN INNER	PCS. IN OUTER
GB1101	BMIH1101032	42	32	3.0	4	0.032	50	500

FINISH AVAILABLE - POLISHED & LACQUERED BRASS/CP/SNP



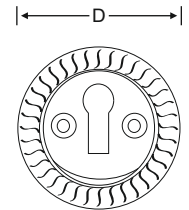
**BRASS GEORGIAN OPEN ESCUTCHEON**



**TECHNICAL DATA**

DPG CODE	ITEM CODE	DIA	SCREW NO.	WT/PCS	PCS. IN INNER	PCS. IN OUTER
GB1100	BMIH1100032	32	4	0.015	50	500

FINISH AVAILABLE - POLISHED & LACQUERED BRASS/CP/SNP



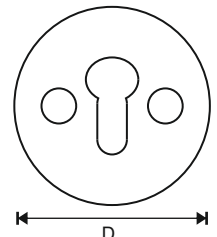
**BRASS VICTORIAN FLAT ESCUTCHEON (OPEN)**



**TECHNICAL DATA**

DPG CODE	ITEM CODE	DIA	THICKNESS	SCREW NO.	WT/PCS	PCS. IN INNER	PCS. IN OUTER
GB1105	BMIH1105032	33	1.0	4	0.006	100	1000

FINISH AVAILABLE - POLISHED & LACQUERED BRASS/CP/SNP





## STEPHENSON RANGE HANDLES



1906  
Gr-1



100 Hours.

### TECHNICAL DATA

NAME	DPG CODE	ITEM CODE	LENGTH	WIDTH	HEIGHT	CENTRE DISTANCE	SCREW NO.	WT/ PAIR	SET. IN INNER	SET. IN OUTER
LEVER LATCH	GA1002	AHND1002075	79	42	10	-	7	0.270	1	10
LEVER LOCK	GA1001	AHND1001150	150	42	10	57	7	0.310	1	10
PRIVACY & BATHROOM	GA1004	AHND1004150	150	42	10	57	7	0.425	1	10
EURO PROFILE	GA1003	AHND1003150	150	42	10	47.5	7	0.310	1	10

### FEATURES:-

- Pair of lever handles on face fixing backplates.
- Sprung, for use with standard duty latches.
- To suit doors up to 44mm thick.
- 8mm square spindle included for lever operation.
- 5mm spindle included with bathroom versions only.
- Material Aluminium alloy.
- Tested as per EN1906 to Grade 1.
- 100 hours salt spray tested as per ASTM B117:2016.
- Supplied with fixings.

FINISH AVAILABLE : SAA, PAA

## BRUNEL RANGE HANDLES



1906  
Gr-1



100 Hours.

### TECHNICAL DATA

NAME	DPG CODE	ITEM CODE	LENGTH	WIDTH	HEIGHT	CENTRE DISTANCE	SCREW NO.	WT/ PAIR	SET. IN INNER	SET. IN OUTER
LEVER LATCH	GA1022	AHND1022100	103	40	10	-	7	0.220	1	10
LEVER LOCK	GA1021	AHND1021150	153	40	10	57	7	0.220	1	10
PRIVACY & BATHROOM	GA1025	AHND1025150	153	40	10	57	7	0.245	1	10
EURO PROFILE	GA1023	AHND1023150	153	40	10	47.5	7	0.220	1	10
OVAL PROFILE	GA1024	AHND1024150	153	40	10	48.5	7	0.220	1	10

### FEATURES:-

- Pair of lever handles on face fixing backplates.
- Sprung, for use with standard duty latches.
- To suit doors up to 44mm thick.
- 8mm square spindle included for lever operation.
- 5mm spindle included with bathroom versions only.
- Material Aluminium alloy.
- Tested as per EN1906 to Grade 1.
- 100 hours salt spray tested as per ASTM B117:2016.
- Supplied with fixings.

FINISH AVAILABLE : SAA, PAA





## LOWE RANGE HANDLES



1906  
Gr-1



100 Hours.

### TECHNICAL DATA

NAME	DPG CODE	ITEM CODE	LENGTH	WIDTH	HEIGHT	CENTRE DISTANCE	SCREW NO.	WT/ PAIR	SET. IN INNER	SET. IN OUTER
LEVER LATCH	GA1042	AHND1042100	100	38	10	-	8	0.160	1	10
LEVER LOCK	GA1041	AHND1041150	154	38	10	57	8	0.205	1	10
PRIVACY & BATHROOM	GA1044	AHND1044150	154	38	10	57	8	0.230	1	10
EURO PROFILE	GA1043	AHND1043150	154	38	10	47.5	8	0.205	1	10
OVAL PROFILE	GA1045	AHND1045150	154	38	10	48.5	8	0.205	1	10

### FEATURES:-

- Pair of lever handles on face fixing backplates.
- Sprung, for use with standard duty latches.
- To suit doors up to 44mm thick.
- 8mm square spindle included for lever operation.
- 5mm spindle included with bathroom versions only.
- Material Aluminium alloy.
- Tested as per EN1906 to Grade 1.
- 100 hours salt spray tested as per ASTM B117:2016.
- Supplied with fixings.

**FINISH AVAILABLE : SAA, PAA**

## WHITWORTH RANGE HANDLES



1906  
Gr-1



100 Hours.

### TECHNICAL DATA

NAME	DPG CODE	ITEM CODE	LENGTH	WIDTH	HEIGHT	CENTRE DISTANCE	SCREW NO.	WT/ PAIR	SET. IN INNER	SET. IN OUTER
LEVER LATCH	GA1062	AHND1062100	103	39	10	-	7	0.180	1	10
LEVER LOCK	GA1061	AHND1061150	153	39	10	57	7	0.180	1	10
PRIVACY & BATHROOM	GA1064	AHND1064150	153	39	10	57	7	0.205	1	10
EURO PROFILE	GA1063	AHND1063150	153	39	10	47.5	7	0.180	1	10
OVAL PROFILE	GA1065	AHND1065150	153	39	10	48.5	7	0.180	1	10

### FEATURES:-

- Pair of lever handles on face fixing backplates.
- Sprung, for use with standard duty latches.
- To suit doors up to 44mm thick.
- 8mm square spindle included for lever operation.
- 5mm spindle included with bathroom versions only.
- Material Aluminium alloy.
- Tested as per EN1906 to Grade 1.
- 100 hours salt spray tested as per ASTM B117:2016.
- Supplied with fixings.

**FINISH AVAILABLE : SAA, PAA**



THE RUTHERFORD RANGE HANDLES

TECHNICAL DATA

NAME	DPG CODE	ITEM CODE	LENGTH	WIDTH	HEIGHT	CENTRE DISTANCE	SCREW NO.	WT/ PAIR	SET. IN INNER	SET. IN OUTER
LEVER LATCH	GA1082	AHND1082150	150	40	10	-	7	0.460	1	10
LEVER LOCK	GA1081	AHND1081150	150	40	10	57	7	0.460	1	10
PRIVACY & BATHROOM	GA1085	AHND1085150	150	40	10	57	7	0.485	1	10
EURO PROFILE	GA1083	AHND1083150	150	40	10	47.5	7	0.460	1	10
OVAL PROFILE	GA1084	AHND1084150	150	40	10	48.5	7	0.460	1	10



1906 Gr-1



100 Hours.

FEATURES:-

- Pair of lever handles on face fixing backplates.
- Sprung, for use with standard duty latches.
- To suit doors up to 44mm thick.
- 8mm square spindle included for lever operation.
- 5mm spindle included with bathroom versions only.
- Material Aluminium alloy.
- Tested as per EN1906 to Grade 1.
- 100 hours salt spray tested as per ASTM B117:2016.
- Supplied with fixings.

FINISH AVAILABLE : SAA, PAA

CONCEALED FIX ROUND ROSE LATCH (RUTHERFORD)

TECHNICAL DATA

DPG CODE	ITEM CODE	LENGTH	ROSE DIA	HEIGHT	SCREW NO.	WT/ PAIR	SET. IN INNER	SET. IN OUTER
GA1086	AHND1086050	134	54	10	7	0.330	1	10

Finish Available : SAA, PAA



1906 Gr-1



100 Hours.

FEATURES:-

- Pair of lever handles on roses.
- Sprung, for use with standard duty followers.
- To suit doors up to 44mm thick.
- 8mm square spindle included for lever operation.
- Grade 304 with brass spindle housing, Grade 201 With Aluminum Spindle Housing.
- Tested as per EN1906 to Grade 1.
- 100 hours salt spray tested as per ASTM B117:2016.
- Supplied With All Fixings

Finish Available : SAA, PAA



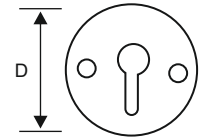
**OPEN ESCUTCHEON**



**TECHNICAL DATA**

DPG CODE	ITEM CODE	DIAMETER	SCREW NO.	WT/PCS	PCS. IN INNER	PCS. IN OUTER
GA1411	AMIH1411032	32	4	0.002	50	500

Finish Available : SAA, PAA



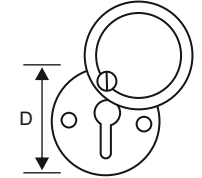
**COVERED ESCUTCHEON**



**TECHNICAL DATA**

DPG CODE	ITEM CODE	DIAMETER	SCREW NO.	WT/PCS	PCS. IN INNER	PCS. IN OUTER
GA1412	AMIH1412032	32	4	0.004	50	500

Finish Available : SAA, PAA



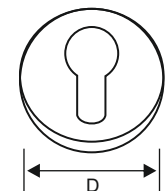
**CONCEALED ESCUTCHEON**



**TECHNICAL DATA**

NAME	DPG CODE	ITEM CODE	BASE DIAMETER	SCREW NO.	WT/PCS	PCS. IN INNER	PCS. IN OUTER
KEYLOCK	GA1087	AMIH1087XXX	50	7	0.025	20	400
EURO PROFILE	GA1088	AMIH1088XXX	50	7	0.021	20	400
OVAL PROFILE	GA1089	AMIH1089XXX	50	7	0.019	20	400

Finish Available : SAA, PAA





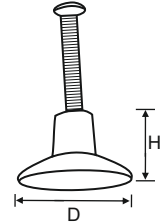
DISHED CUPBOARD KNOB



TECHNICAL DATA

DPG CODE	ITEM CODE	HEIGHT	BASE DIA	BOLT	WT/PCS	PCS. IN INNER	PCS. IN OUTER
GA1461	AMIH1461032	19	33	M5	0.011	20	400
GA1462	AMIH1462038	19	40	M5	0.013	20	400

Finish Available : SAA, PAA



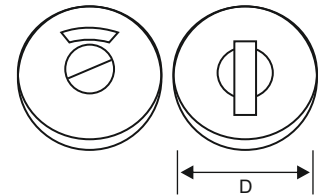
ALUMINIUM BATHROOM INDICATOR




TECHNICAL DATA

DPG CODE	ITEM CODE	BASE DIAMETER	SCREW NO.	WT/SET	SET. IN INNER	SET. IN OUTER
GA1090	AMIH1090XXX	50	7	0.070	50	250

Finish Available : SAA, PAA



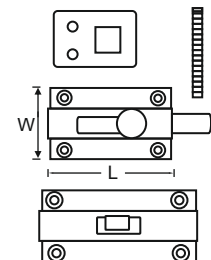
ALUMINIUM INDICATOR BOLT



TECHNICAL DATA

DPG CODE	ITEM CODE	LENGTH	WIDTH	THICKNESS	SCREW NO.	WT/PCS	PCS. IN INNER	PCS. IN OUTER
GA1431	AMIH1431070	67	33	1.3	4	0.070	10	100

Finish Available : SAA, PAA  
Size Available : GA1432





LUDLOW RANGE



EN

1906  
Gr-2

NSS

100 Hours.

TECHNICAL DATA

NAME	DPG CODE	ITEM CODE	LENGTH	WIDTH	CENTRE DISTANCE	SCREW NO.	WT/PAIR	SET. IN INNER	SET. IN OUTER
LEVER LATCH	G0506	CHND0506150	155	54	-	7	0.820	1	10
LEVER LOCK	G0503	CHND0503150	155	54	57	7	0.800	1	10
BATHROOM	G0501	CHND0501150	155	54	57	7	0.980	1	10

FEATURES:-

- Pair of lever handles on face fixing backplates.
- Sprung, for use with standard duty latches.
- To suit doors up to 44mm thick.
- 8mm square spindle included for lever operation.
- 5mm spindle included with bathroom versions only.
- Tested as per EN1906 to Grade 2.
- 100 hours salt spray tested as per ASTM B117:2016.
- Supplied with fixings.

FINISH AVAILABLE : EXB, DUROSIL

ALSO AVAILABLE : (G0505) 4" L/LATCH & (G0503A) LEVER LOCK (EURO PROFILE)

RAGLAN RANGE



EN

1906  
Gr-2

NSS

100 Hours.

TECHNICAL DATA

NAME	DPG CODE	ITEM CODE	LENGTH	WIDTH	CENTRE DISTANCE	SCREW NO.	WT/PAIR	SET. IN INNER	SET. IN OUTER
LEVER LATCH	G0470	CHND0470163	165	52	-	7	1.000	1	10
LEVER LOCK	G0460	CHND0460163	165	52	57	7	0.980	1	10
BATHROOM	G0480	CHND0480163	165	52	57	7	1.070	1	10

FEATURES:-

- Pair of lever handles on face fixing backplates.
- Sprung, for use with standard duty latches.
- To suit doors up to 44mm thick.
- 8mm square spindle included for lever operation.
- 5mm spindle included with bathroom versions only.
- Tested as per EN1906 to Grade 2.
- 100 hours salt spray tested as per ASTM B117:2016.
- Supplied with fixings.

FINISH AVAILABLE : EXB, DUROSIL



LINCOLN RANGE



1906  
Gr-2



100 Hours.

TECHNICAL DATA

NAME	DPG CODE	ITEM CODE	LENGTH	WIDTH	CENTRE DISTANCE	SCREW NO.	WT/PAIR	SET. IN INNER	SET. IN OUTER
LEVER LATCH	G0516	CHND0516150	155	54	-	7	0.720	1	10
LEVER LOCK	G0518	CHND0518150	155	54	57	7	0.720	1	10

FEATURES:-

- Pair of lever handles on face fixing backplates.
- Sprung, for use with standard duty latches.
- To suit doors up to 44mm thick.
- 8mm square spindle included for lever operation.
- 5mm spindle included with bathroom versions only.
- Tested as per EN1906 to Grade 2.
- 100 hours salt spray tested as per ASTM B117:2016.
- Supplied with fixings.

FINISH AVAILABLE : EXB, DUROSIL

DURHAM RANGE



1906  
Gr-2



100 Hours.

TECHNICAL DATA

NAME	DPG CODE	ITEM CODE	LENGTH	WIDTH	CENTRE DISTANCE	SCREW NO.	WT/PAIR	SET. IN INNER	SET. IN OUTER
LEVER LATCH	G0510	CHND0510150	155	37	-	7	0.680	1	10
LEVER LOCK	G0500	CHND0500150	155	37	57	7	0.680	1	10
BATHROOM	G0520	CHND0520150	155	37	57	7	0.770	1	10

FEATURES:-

- Pair of lever handles on face fixing backplates.
- Sprung, for use with standard duty latches.
- To suit doors up to 44mm thick.
- 8mm square spindle included for lever operation.
- 5mm spindle included with bathroom versions only.
- Tested as per EN1906 to Grade 2.
- 100 hours salt spray tested as per ASTM B117:2016.
- Supplied with fixings.

FINISH AVAILABLE : EXB, DUROSIL



CORFE RANGE



1906 Gr-2



100 Hours.

TECHNICAL DATA

NAME	DPG CODE	ITEM CODE	LENGTH	WIDTH	CENTRE DISTANCE	SCREW NO.	WT/PAIR	SET. IN INNER	SET. IN OUTER
LEVER LATCH	G0260	CHND0260082	91	51	-	7	0.550	1	10
L/LEVER LOCK	G0250	CHND0250128	130	50	-	7	0.690	1	10
LEVER LOCK	G0240	CHND0240128	130	50	57	7	0.690	1	10
L/BATHROOM	G0270	CHND0270128	130	50	57	7	0.780	1	10

FEATURES:-

- Pair of lever handles on face fixing backplates.
- Sprung, for use with standard duty latches.
- To suit doors up to 44mm thick.
- 8mm square spindle included for lever operation.
- 5mm spindle included with bathroom versions only.
- Tested as per EN1906 to Grade 2.
- 100 hours salt spray tested as per ASTM B117:2016.
- Supplied with fixings.

FINISH AVAILABLE : EXB, DUROSIL

BELVOIR RANGE



1906 Gr-2



100 Hours.

TECHNICAL DATA

NAME	DPG CODE	ITEM CODE	LENGTH	WIDTH	CENTRE DISTANCE	SCREW NO.	WT/PAIR	SET. IN INNER	SET. IN OUTER
LEVER LATCH	G0507	CHND0507200	195	55	-	7	0.880	1	10
LEVER LOCK	G0504	CHND0504200	195	55	57	7	0.880	1	10
BATHROOM	G0502	CHND0502200	195	55	57	7	0.970	1	10

FEATURES:-

- Pair of lever handles on face fixing backplates.
- Sprung, for use with standard duty latches.
- To suit doors up to 44mm thick.
- 8mm square spindle included for lever operation.
- 5mm spindle included with bathroom versions only.
- Tested as per EN1906 to Grade 2.
- 100 hours salt spray tested as per ASTM B117:2016.
- Supplied with fixings.

FINISH AVAILABLE : EXB, DUROSIL



## DOVER (FLEUR - DE - LYS) RANGE



1906  
Gr-2



100 Hours.

### TECHNICAL DATA

NAME	DPG CODE	ITEM CODE	LENGTH	WIDTH	CENTRE DISTANCE	SCREW NO.	WT/PAIR	SET. IN INNER	SET. IN OUTER
LEVER LATCH	G300A	CHND300A200	203	54	-	8	0.860	1	10
LEVER LOCK	G0280	CHND0280200	203	54	57	8	0.860	1	10
BATHROOM	G0310	CHND0310200	203	54	57	8	0.950	1	10

### FEATURES:-

- Pair of lever handles on face fixing backplates.
- Sprung, for use with standard duty latches.
- To suit doors up to 44mm thick.
- 8mm square spindle included for lever operation.
- 5mm spindle included with bathroom versions only.
- Tested as per EN1906 to Grade 2.
- 100 hours salt spray tested as per ASTM B117:2016.
- Supplied with fixings.

FINISH AVAILABLE : EXB, DUROSIL

## CONWAY (GOTHIC DESIGN) RANGE



1906  
Gr-2



100 Hours.

### TECHNICAL DATA

NAME	DPG CODE	ITEM CODE	LENGTH	WIDTH	CENTRE DISTANCE	SCREW NO.	WT/PAIR	SET. IN INNER	SET. IN OUTER
LEVER LOCK	G0508	CHND0508175	177	58	57	6	0.900	1	10

### FEATURES:-

- Pair of lever handles on face fixing backplates.
- Sprung, for use with standard duty latches.
- To suit doors up to 44mm thick.
- 8mm square spindle included for lever operation.
- 5mm spindle included with bathroom versions only.
- Tested as per EN1906 to Grade 2.
- 100 hours salt spray tested as per ASTM B117:2016.
- Supplied with fixings.

FINISH AVAILABLE : EXB, DUROSIL





WARWICK RANGE



1906  
Gr-2



100 Hours.

TECHNICAL DATA

NAME	DPG CODE	ITEM CODE	LENGTH	WIDTH	CENTRE DISTANCE	SCREW NO.	WT/PAIR	SET. IN INNER	SET. IN OUTER
LEVER LATCH	G0510A	CHND510A150	151	41	-	8	0.760	1	10
LEVER LOCK	G0500A	CHND500A150	151	41	57	8	0.750	1	10
BATHROOM	G0520A	CHND520A150	151	41	57	8	0.835	1	10

FEATURES:-

- Pair of lever handles on face fixing backplates.
- Sprung, for use with standard duty latches.
- To suit doors up to 44mm thick.
- 8mm square spindle included for lever operation.
- 5mm spindle included with bathroom versions only.
- Tested as per EN1906 to Grade 2.
- 100 hours salt spray tested as per ASTM B117:2016.
- Supplied with fixings.

FINISH AVAILABLE : EXB, DUROSIL

CANTERBURY RANGE



1906  
Gr-2



100 Hours.

TECHNICAL DATA

NAME	DPG CODE	ITEM CODE	LENGTH	WIDTH	CENTRE DISTANCE	SCREW NO.	WT/PAIR	SET. IN INNER	SET. IN OUTER
LEVER LATCH	G0541	CHND0541150	151	40	-	8	0.980	1	10
LEVER LOCK	G0540	CHND0540150	151	40	57	8	0.980	1	10
BATHROOM	G0542	CHND0542150	151	40	57	8	1.070	1	10

FEATURES:-

- Pair of lever handles on face fixing backplates.
- Sprung, for use with standard duty latches.
- To suit doors up to 44mm thick.
- 8mm square spindle included for lever operation.
- 5mm spindle included with bathroom versions only.
- Tested as per EN1906 to Grade 2.
- 100 hours salt spray tested as per ASTM B117:2016.
- Supplied with fixings.

FINISH AVAILABLE : EXB, DUROSIL



## GEORGIAN RANGE



1906  
Gr-2



100 Hours.

### TECHNICAL DATA

NAME	DPG CODE	ITEM CODE	LENGTH	WIDTH	CENTRE DISTANCE	SCREW NO.	WT/PAIR	SET. IN INNER	SET. IN OUTER
LEVER LATCH	G0235	CHND0235135	116	52	-	8	0.850	1	10
LEVER LOCK	G0230	CHND0230152	155	52	57	8	0.900	1	10
BATHROOM	G1236	CHND0236152	155	52	57	8	0.980	1	10

### FEATURES:-

- Pair of lever handles on face fixing backplates.
- Sprung, for use with standard duty latches.
- To suit doors up to 44mm thick.
- 8mm square spindle included for lever operation.
- 5mm spindle included with bathroom versions only.
- Tested as per EN1906 to Grade 2.
- 100 hours salt spray tested as per ASTM B117:2016.
- Supplied with fixings.

FINISH AVAILABLE : EXB, DUROSIL

## TURNBERRY RANGE



1906  
Gr-2



100 Hours.

### TECHNICAL DATA

NAME	DPG CODE	ITEM CODE	LENGTH	WIDTH	CENTRE DISTANCE	SCREW NO.	WT/PAIR	SET. IN INNER	SET. IN OUTER
LEVER LATCH	G0570	CHND0570170	167	49	-	7	0.760	1	10
LEVER LOCK	G0571	CHND0571170	167	49	57	7	0.780	1	10
BATHROOM	G0572	CHND0572170	167	49	57	7	0.773	1	10

### FEATURES:-

- Pair of lever handles on face fixing backplates.
- Sprung, for use with standard duty latches.
- To suit doors up to 44mm thick.
- 8mm square spindle included for lever operation.
- 5mm spindle included with bathroom versions only.
- Tested as per EN1906 to Grade 2.
- 100 hours salt spray tested as per ASTM B117:2016.
- Supplied with fixings.

FINISH AVAILABLE : EXB, DUROSIL



BEAUMARIS RANGE



EN 1906 Gr-2

NSS 100 Hours

TECHNICAL DATA

NAME	DPG CODE	ITEM CODE	LENGTH	WIDTH	CENTRE DISTANCE	SCREW NO.	WT/PAIR	SET. IN INNER	SET. IN OUTER
LEVER EURO LOCK	G550C	CHND550CXXX	237	42	85	10	1.000	1	10
LEVER OVAL LOCK	G550K	CHND550KXXX	237	42	74	10	1.000	1	10

FEATURES:-

- Pair of lever handles on face fixing backplates.
- Sprung, for use with standard duty latches.
- To suit doors up to 44mm thick.
- 8mm square spindle included for lever operation.
- 5mm spindle included with bathroom versions only.
- Tested as per EN1906 to Grade 2.
- 100 hours salt spray tested as per ASTM B117:2016.
- Supplied with fixings.

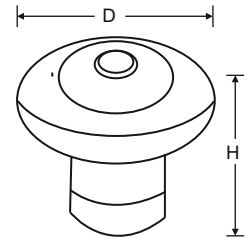
FINISH AVAILABLE : EXB, DUROSIL

DOOR KNOB



TECHNICAL DATA

DPG CODE	ITEM CODE	KNOB DIA	HEIGHT	BOLT	WT/PCS	PCS. IN INNER	PCS. IN OUTER
G0300	CMIH0300020	20	21	M4	0.024	25	500
G0301	CMIH0301025	25	26	M4	0.039	25	400
G0302	CMIH0302035	32	28	M4	0.066	20	400
G0303	CMIH0303040	40	40	M4	0.113	20	400



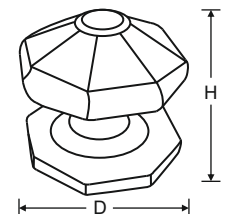
FINISH AVAILABLE : EXB, DUROSIL  
SIZE AVAILABLE IN 20MM(G0300) , 35MM (G0302)

CENTRE DOOR KNOB



TECHNICAL DATA

DPG CODE	ITEM CODE	HEIGHT	BASE DIA	KNOB DIA	BOLT	WT/PCS	PCS. IN INNER	PCS. IN OUTER
G0304	CMIH0304060	52	66	64	M10	0.413	2	20



FINISH AVAILABLE : EXB, DUROSIL



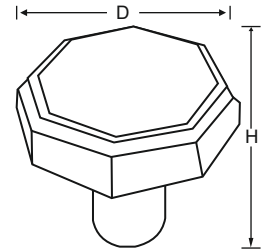
OCTAGONAL CABINET KNOB



TECHNICAL DATA

DPG CODE	ITEM CODE	HEIGHT	KNOB DIA	SCREW NO.	WT/PCS	PCS. IN INNER	PCS. IN OUTER
G0495	CMIH0495034	37	38	6	0.093	10	160

FINISH AVAILABLE : EXB, DUROSIL



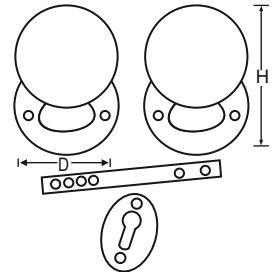
BALL RIM KNOB



TECHNICAL DATA

DPG CODE	ITEM CODE	HEIGHT	BASE DIA	KNOB DIA	BOLT	WT/SET	SET. IN INNER	SET. IN OUTER
G0311	CMIH0311060	70	61	44	7	0.990	1	20

FINISH AVAILABLE : EXB, DUROSIL



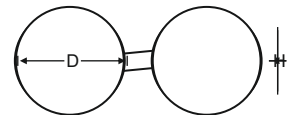
BALL MORTICE KNOB



TECHNICAL DATA

DPG CODE	ITEM CODE	HEIGHT	BASE DIA	KNOB DIA	BOLT	WT/SET	SET. IN INNER	SET. IN OUTER
G0311A	CMIH311A075	75	61	44	7	0.926	1	20

FINISH AVAILABLE : EXB, HSG






CAST IRON KNOB SET



TECHNICAL DATA

DPG CODE	ITEM CODE	HEIGHT	BASE DIA	KNOB DIA	BOLT	WT/SET	SET. IN INNER	SET. IN OUTER
G0307	CMIH0307XXX	80	62	56	7	0.685	1	20

FINISH AVAILABLE : EXB, HSG, SPARKLY



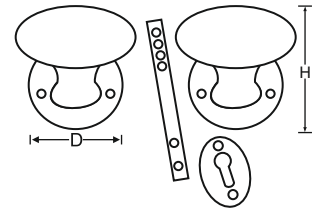
OVAL RIM KNOB



TECHNICAL DATA

DPG CODE	ITEM CODE	HEIGHT	BASE DIA	KNOB DIA	SCREW NO.	WT/SET	SET. IN INNER	SET. IN OUTER
G0312	CMIH0312070	70	60	65X41	7	1.040	1	20

FINISH AVAILABLE : EXB, DUROSIL



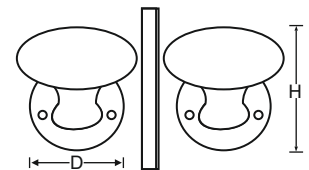
OVAL MORTICE KNOB SET



TECHNICAL DATA

DPG CODE	ITEM CODE	HEIGHT	BASE DIA	KNOB DIA	SCREW NO.	WT/SET	SET. IN INNER	SET. IN OUTER
G0317	CMIH0317063	61	60	62X37	8	0.808	1	20

FINISH AVAILABLE : EXB, DUROSIL





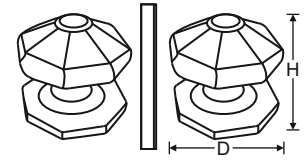
OCTAGONAL MORTICE KNOB SET



TECHNICAL DATA

DPG CODE	ITEM CODE	HEIGHT	BASE DIA	KNOB DIA	WT/SET	SET. IN INNER	SET. IN OUTER
G0351	CMIH0351050	53	66	64	0.829	1	20

FINISH AVAILABLE : EXB, DUROSIL



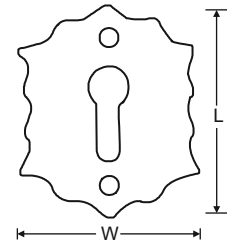
OPEN ESCUTCHEON



TECHNICAL DATA

DPG CODE	ITEM CODE	LENGTH	WIDTH	SCREW NO.	WT/PCS	PCS. IN INNER	PCS. IN OUTER
G0330	CMIH0330044	42	37	6	0.026	50	500

FINISH AVAILABLE : EXB, DUROSIL



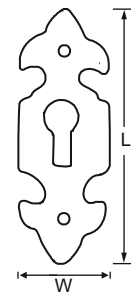
ORNATE ESCUTCHEON OPEN



TECHNICAL DATA

DPG CODE	ITEM CODE	LENGTH	WIDTH	SCREW NO.	WT/PCS	PCS. IN INNER	PCS. IN OUTER
G1203	CMIH1203044	79	27	6	0.034	50	500

FINISH AVAILABLE : EXB, DUROSIL



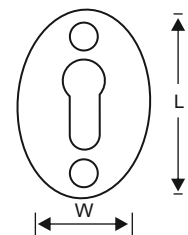
OVAL ESCUTCHEON OPEN



TECHNICAL DATA

DPG CODE	ITEM CODE	LENGTH	WIDTH	SCREW NO.	WT/PCS	PCS. IN INNER	PCS. IN OUTER
G1204	CMIH1204050	44	29	7	0.022	50	500

FINISH AVAILABLE : EXB, DUROSIL





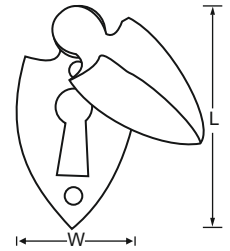
COVERED SHIELD ESCUTCHEON



TECHNICAL DATA

DPG CODE	ITEM CODE	LENGTH	WIDTH	SCREW NO.	WT/PCS	PCS. IN INNER	PCS. IN OUTER
G1205	CMIH1205056	58	30	6	0.044	20	400

FINISH AVAILABLE : EXB, DUROSIL



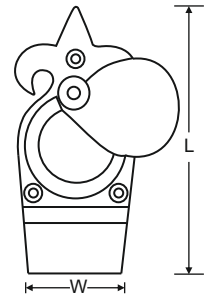
CYLINDER PULL AND COVER



TECHNICAL DATA

DPG CODE	ITEM CODE	LENGTH	WIDTH	SCREW NO.	WT/PCS	PCS. IN INNER	PCS. IN OUTER
G2200	CMIH2200120	120	55	6	0.235	10	80

FINISH AVAILABLE : EXB, DUROSIL



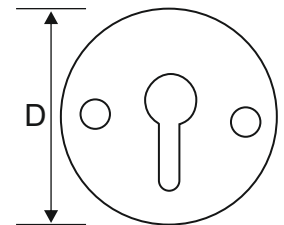
ROUND ESCUTCHEON OPEN



TECHNICAL DATA

DPG CODE	ITEM CODE	DIAMETER	SCREW NO.	WT/PCS	PCS. IN INNER	PCS. IN OUTER
G1207	CMIH207050	44	6	0.028	50	500

FINISH AVAILABLE : EXB, DUROSIL



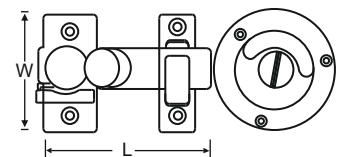
BLACK ANTIQUE INDICATOR BOLT



TECHNICAL DATA

DPG CODE	ITEM CODE	LENGTH	WIDTH	SCREW NO.	WT/PCS	PCS. IN INNER	PCS. IN OUTER
G0405A	CMIH1405XXX	83	63	8	0.392	10	50

FINISH AVAILABLE : EXB, EXW, DUROSIL





Note

1. \_\_\_\_\_
2. \_\_\_\_\_
3. \_\_\_\_\_
4. \_\_\_\_\_
5. \_\_\_\_\_
6. \_\_\_\_\_
7. \_\_\_\_\_
8. \_\_\_\_\_
9. \_\_\_\_\_
10. \_\_\_\_\_
11. \_\_\_\_\_
12. \_\_\_\_\_
13. \_\_\_\_\_
14. \_\_\_\_\_
15. \_\_\_\_\_
16. \_\_\_\_\_
17. \_\_\_\_\_
18. \_\_\_\_\_
19. \_\_\_\_\_
20. \_\_\_\_\_





## Pull Handles



Note

1. \_\_\_\_\_
2. \_\_\_\_\_
3. \_\_\_\_\_
4. \_\_\_\_\_
5. \_\_\_\_\_
6. \_\_\_\_\_
7. \_\_\_\_\_
8. \_\_\_\_\_
9. \_\_\_\_\_
10. \_\_\_\_\_
11. \_\_\_\_\_
12. \_\_\_\_\_
13. \_\_\_\_\_
14. \_\_\_\_\_
15. \_\_\_\_\_
16. \_\_\_\_\_
17. \_\_\_\_\_
18. \_\_\_\_\_
19. \_\_\_\_\_
20. \_\_\_\_\_



STAINLESS STEEL RETURN TO DOOR TYPE PULL HANDLE BOLT FIX



FEATURES:-

- Material Stainless Steel.
- Single Pull Handle.
- Bolt through fixing
- To suit doors up to 55mm thick.
- Grade 316 with brass bolt housing, Grade 201 With Aluminum Bolt Housing.

Finish Available : SS, PSS

TECHNICAL DATA

DPG CODE	SS GRADE	LENGHT	DIA
PHS19103	316	150	19
PHS19103	316	225	19
PHS19103	316	300	19
PHS19103	316	425	19
PHS19103	316	600	19
PHE19103	304	150	19
PHE19103	304	225	19
PHE19103	304	300	19
PHE19103	304	425	19
PHE19103	304	600	19
PHC19103	201	150	19
PHC19103	201	225	19
PHC19103	201	300	19
PHC19103	201	425	19
PHC19103	201	600	19

STAINLESS STEEL RETURN TO DOOR TYPE PULL HANDLE BOLT FIX



FEATURES:-

- Material Stainless Steel.
- Single Pull Handle.
- Bolt through fixing
- To suit doors up to 55mm thick.
- Grade 316 with brass bolt housing, Grade 201 With Aluminum Bolt Housing.

Finish Available : SS, PSS

TECHNICAL DATA

DPG CODE	SS GRADE	LENGHT	DIA
PHS22103	316	150	22
PHS22103	316	225	22
PHS22103	316	300	22
PHS22103	316	425	22
PHS22103	316	600	22
PHE22103	304	150	22
PHE22103	304	225	22
PHE22103	304	300	22
PHE22103	304	425	22
PHE22103	304	600	22
PHC22103	201	150	22
PHC22103	201	225	22
PHC22103	201	300	22
PHC22103	201	425	22
PHC22103	201	600	22



**STAINLESS STEEL GUARDSMAN PULL HANDLES BOLT FIX**



**FEATURES:-**


- Material Stainless Steel.
- Single Pull Handle.
- Bolt through fixing
- To suit doors up to 55mm thick
- Grade 304 with brass bolt housing, Grade 201 With Aluminum Bolt Housing.

**Finish Available : SS, PSS**

**TECHNICAL DATA**

DPG CODE	LENGHT	DIA
FHC0001	4"	19
FHC0002	6"	19
FHC0003	8"	19
FHC0004	10"	19
FHC0005	12"	19
FHC0006	14"	19
FHC0007	16"	19
FHC0008	18"	19
FHC0009	24"	19

**STAINLESS STEEL PULL HANDLE ON PLATE**




**OP03**

**FEATURES:-**

- Material Stainless Steel
- Single pull handle on Plate 300x75x3mm
- Bolt through fixing
- To suit doors up to 55mm Thick
- Available in Gr.304, Gr.316
- Also Available with on Rose and on Plate.
- Grade 316 with brass bolt housing, Grade 201 With Aluminum Bolt Housing.

**Finish Available : SSS, PSS**

**STAINLESS STEEL PULL HANDLE ON ROSE**



**PHE22003**

**FEATURES:-**

- Material Stainless Steel.
- Single Pull Handle.
- Bolt through fixing
- To suit doors up to 55mm thick
- Grade 316 with brass bolt housing, Grade 201 With Aluminum Bolt Housing
- All sizes available as PHS-19/22103, PHE-19/22103 & PHC-19/22103.

**Finish Available : SS, PSS**



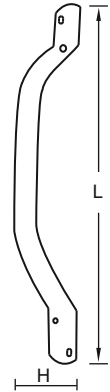
**GFESB18 : FLAT END STEEL GRAB RAIL**



**TECHNICAL DATA**

ITEM CODE	LENGTH	HEIGHT	DIA	SCREW NO.	WT/PCS	PCS. IN INNER	PCS. IN OUTER
MGRBFE18450	456	94	25	8	0.367	50	50
MGRBFE24600	609	94	25	8	0.478	40	40
MGRBFE28700	712	94	25	8	0.580	30	30

FINISH AVAILABLE - EXW, EXB



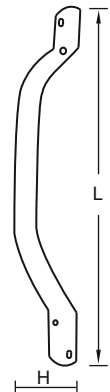
**GFESB180 : OFFSET FLAT END STEEL GRAB RAIL**



**TECHNICAL DATA**

ITEM CODE	LENGTH	HEIGHT	DIA	SCREW NO.	WT/PCS	PCS. IN INNER	PCS. IN OUTER
MGRBF018450	457	94	25	8	0.367	50	50
MGRBF024600	609	94	25	8	0.478	40	40
MGRBF028700	712	94	25	8	0.580	30	30

FINISH AVAILABLE - EXB, EXW



**GFESB18C : STEEL GRAB RAIL WITH CONCEALED ROSES**



**TECHNICAL DATA**

ITEM CODE	LENGTH	WIDTH	HEIGHT	DIA	SCREW NO.	WT/PCS	PCS. IN INNER	PCS. IN OUTER
MGRBFC18450	450	89	115	35	10	0.888	10	10

FINISH AVAILABLE - EXB, EXW





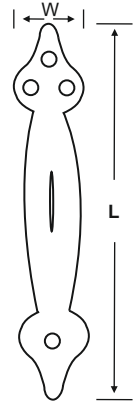
1509 : STEEL ORNAMENTAL GATE PULLS



TECHNICAL DATA

ITEM CODE	LENGTH	WIDTH	THICKNESS	SCREW NO.	WT/PCS	PCS. IN INNER	PCS. IN OUTER
MHND1509250	262	80	3.0	6	0.184	10	10

FINISH AVAILABLE - ZP, EXB



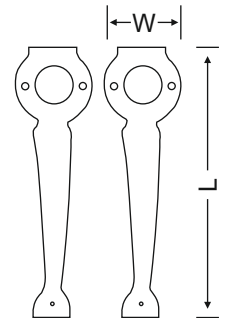
GB 1075 : BRASS RIM LOCK ESE HANDLE 8"



TECHNICAL DATA

ITEM CODE	SIZE	LENGTH	HIGHT	WIDTH	THICKNESS	PIPE IN. DIA	PIPE OUT DIA	WT/ PCS	PCS IN INNER	PCS IN OUTER
BHND1075200	8"	198.5	42.5	53.5	4	26.6	53.5	0.215	5	50

FINISH AVAILABLE - POLISHED & LACQUERED BRASS, CP, SNP, EXB  
COMPATIBLE WITH LONG THROW LOCK



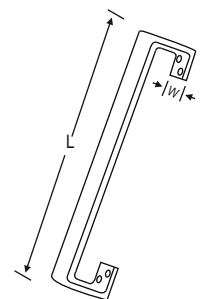
VICTORIAN OVAL PULL HANDLE



TECHNICAL DATA

DPG CODE	ITEM CODE	LENGTH	WIDTH	SCREW NO.	WT/PCS	PCS. IN INNER	PCS. IN OUTER
GB1029	BHND1029115	115	16	6	0.219	5	60
GB1031	BHND1031255	232	25	6	0.561	5	30

FINISH AVAILABLE - POLISHED & LACQUERED BRASS/CP/SNP  
ALSO AVAILABLE : GB1032 (12")





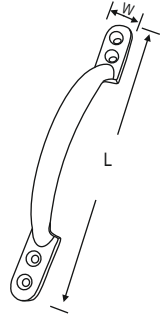
VICTORIAN SASH PULL



TECHNICAL DATA

DPG CODE	ITEM CODE	LENGTH	WIDTH	SCREW NO.	WT/PCS	PCS. IN INNER	PCS. IN OUTER
GB1051	BHND1051100	100	13	6	0.030	20	200
GB1052	BHND1052125	122	14	6	0.054	20	200
GB1053	BHND1053150	152	15	6	0.079	20	200

FINISH AVAILABLE - POLISHED & LACQUERED BRASS/CP/SNP



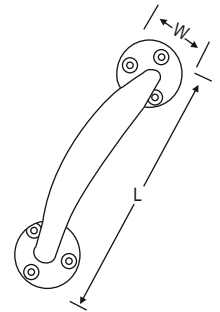
VICTORIAN BOW HANDLE



TECHNICAL DATA

DPG CODE	ITEM CODE	LENGTH	WIDTH	SCREW NO.	WT/PCS	PCS. IN INNER	PCS. IN OUTER
GB0331	BHND0331150	145	32	6	0.118	10	120

FINISH AVAILABLE - POLISHED & LACQUERED BRASS/CP/SNP



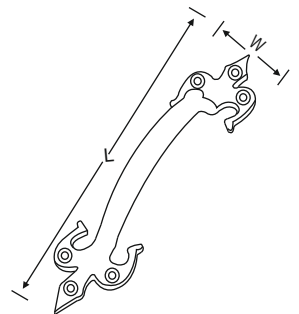
VICTORIAN FLEUR-DE-LYS PULL



TECHNICAL DATA

DPG CODE	ITEM CODE	LENGTH	WIDTH	SCREW NO.	WT/PCS	PCS. IN INNER	PCS. IN OUTER
GB1061	BHND1061100	102	25	6	0.027	20	500
GB1062	BHND1062175	180	28	6	0.069	20	200

FINISH AVAILABLE - POLISHED & LACQUERED BRASS/CP/SNP





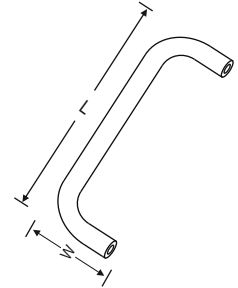
D HANDLE



TECHNICAL DATA

DPG CODE	ITEM CODE	LENGTH	WIDTH	DIA	BOLT	WT/PCS	PCS. IN INNER	PCS. IN OUTER
GB0351	BHND0351100	112	36	8.7	M5	0.074	10	200

FINISH AVAILABLE - POLISHED & LACQUERED BRASS/CP/SNP



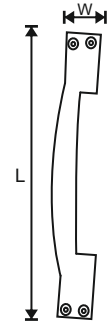
VICTORIAN SQUARE PLATE PULL HANDLE



TECHNICAL DATA

DPG CODE	ITEM CODE	LENGTH	WIDTH	SCREW NO.	WT/PCS	PCS. IN INNER	PCS. IN OUTER
GB4031	BHND4031150	150	20	6	0.105	5	60
GB4032	BHND4032250	230	28	6	0.269	5	60
GB4033	BHND4033300	305	30	6	0.471	5	40

FINISH AVAILABLE - POLISHED & LACQUERED BRASS/CP/SNP



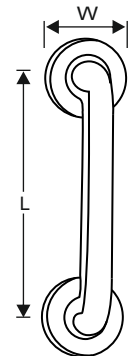
ROUND BAR PULL HANDLE - CONCEALED FIX



TECHNICAL DATA

DPG CODE	ITEM CODE	LENGTH	WIDTH	HANDLE DIA	SCREW NO.	WT/PCS	PCS. IN INNER	PCS. IN OUTER
GA1311	AHND1311150	150	50	19	6	0.224	5	50
GA1312	AHND1312225	225	50	19	6	0.276	5	50
GA1313	AHND1313300	304	50	19	6	0.331	5	50
GA1314	AHND1314450	450	50	19	6	0.448	2	30

Finish Available : SAA, PAA







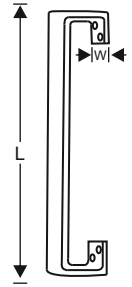
OVAL GRIP PULL HANDLE



TECHNICAL DATA

DPG CODE	ITEM CODE	LENGTH	WIDTH	SCREW NO.	WT/PCS	PCS. IN INNER	PCS. IN OUTER
GA1321	AHND1321225	231	25	10	0.202	10	30
GA1322	AHND1322300	305	25	10	0.310	5	50

Finish Available : SAA, PAA



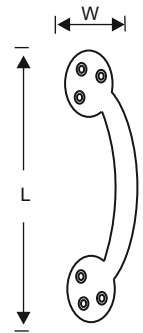
BOW HANDLE



TECHNICAL DATA

DPG CODE	ITEM CODE	LENGTH	BASE DIAMETER	SCREW NO.	WT/PCS	PCS. IN INNER	PCS. IN OUTER
GA1341	AHND1341150	158	38	6	0.050	10	100

Finish Available : SAA, PAA



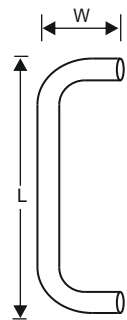
"D" HANDLE



TECHNICAL DATA

DPG CODE	ITEM CODE	LENGTH	WIDTH	DIAMETER	BOLT	WT/SET	SET. IN INNER	SET. IN OUTER
GA1351	AHND1351100	110	36	9.5	M5	0.032	10	300
GA1352	AHND1352150	162	36	9.5	M5	0.044	10	300

Finish Available : SAA, PAA



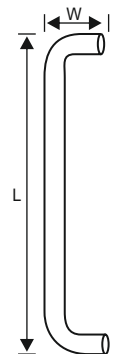
ROUND BAR PULL HANDLE - BOLT THROUGH FIXING



TECHNICAL DATA

DPG CODE	ITEM CODE	LENGTH	WIDTH	HANDLE DIA	SCREW NO.	WT/PCS	PCS. IN INNER	PCS. IN OUTER
GA1315	AHND1315150	152	60	19	M8	0.163	5	50
GA1316	AHND1316225	225	60	19	M8	0.222	5	50
GA1317	AHND1317300	300	60	19	M8	0.280	5	50

Finish Available : SAA, PAA





CRANKED HEAVY PULL HANDLE



TECHNICAL DATA

DPG CODE	ITEM CODE	LENGTH	WIDTH	SCREW NO.	WT/PCS	PCS. IN INNER	PCS. IN OUTER
G0184	CHND0184270	250	38	8	0.598	5	30

FINISH AVAILABLE : EXB, DUROSIL



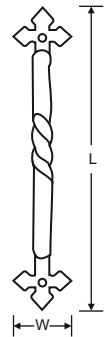
SLIM LINE GOTHIC HANDLE



TECHNICAL DATA

DPG CODE	ITEM CODE	LENGTH	WIDTH	SCREW NO.	WT/PCS	PCS. IN INNER	PCS. IN OUTER
G0190	CHND0190259	262	50	8	0.287	5	60

FINISH AVAILABLE : EXB, DUROSIL



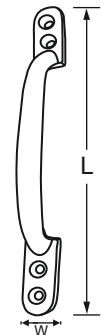
HOT BED HANDLE



TECHNICAL DATA

DPG CODE	ITEM CODE	LENGTH	WIDTH	SCREW NO.	WT/PCS	PCS. IN INNER	PCS. IN OUTER
G1100S	CHND1110125	125	15	7	0.040	20	200
G1100	CHND1100150	155	15	7	0.066	20	200
G1100A	CHND1112175	185	18	7	0.100	20	200
G1100B	CHND1113200	200	18	7	0.125	10	200

FINISH AVAILABLE : EXB, DUROSIL





HOT BED HANDLE (LIGHT)



TECHNICAL DATA

DPG CODE	ITEM CODE	LENGTH	WIDTH	SCREW NO.	WT/PCS	PCS. IN INNER	PCS. IN OUTER
G1100L	CHND1114100	107	14	7	0.044	20	400
G1100L	CHND1115150	155	14	7	0.052	20	300

FINISH AVAILABLE : EXB, DUROSIL



FLEUR - DE - LYS PULL HANDLE



TECHNICAL DATA

DPG CODE	ITEM CODE	LENGTH	WIDTH	SCREW NO.	WT/PCS	PCS. IN INNER	PCS. IN OUTER
G0188	CHND0188150	160	31	6	0.048	20	200

FINISH AVAILABLE : EXB, DUROSIL



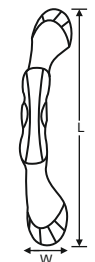
DRAWER PULL



TECHNICAL DATA

DPG CODE	ITEM CODE	LENGTH	WIDTH	SCREW NO.	WT/PCS	PCS. IN INNER	PCS. IN OUTER
G0189	CHND0189XXX	105	18	8	0.062	20	200

FINISH AVAILABLE : EXB, DUROSIL





PULL HANDLE ON BACK PLATE



TECHNICAL DATA

DPG CODE	ITEM CODE	LENGTH	WIDTH	SCREW NO.	WT/PCS	PCS. IN INNER	PCS. IN OUTER
G0186	CHND0186285	390	55	8	1.056	2	16

FINISH AVAILABLE : EXB, DUROSIL



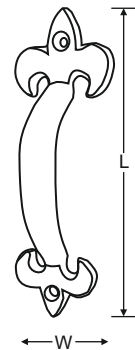
FLEUR -DE- LYS PULL HANDLE



TECHNICAL DATA

DPG CODE	ITEM CODE	LENGTH	WIDTH	SCREW NO.	WT/PCS	PCS. IN INNER	PCS. IN OUTER
G0180	CHND0180167	165	54	8	0.200	10	100

FINISH AVAILABLE : EXB, EXW, DUROSIL



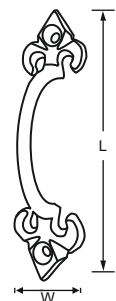
FLEUR -DE- LYS DOOR HANDLE



TECHNICAL DATA

DPG CODE	ITEM CODE	LENGTH	WIDTH	SCREW NO.	WT/PCS	PCS. IN INNER	PCS. IN OUTER
G1101	CHND1101100	102	27	7	0.042	10	200
G1102	CHND1102125	120	28	7	0.054	10	200
G1103	CHND1103175	180	57	8	0.178	10	100

FINISH AVAILABLE : EXB, EXW, DUROSIL





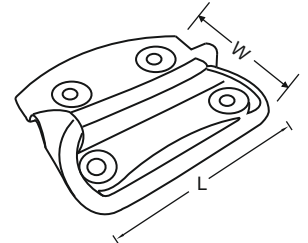
246 : CHEST HANDLE



TECHNICAL DATA

ITEM CODE	SIZE	LENGTH	WIDTH	THICKNESS	SCREW NO.	WT/PCS	PCS. IN INNER	PCS. IN OUTER
MHND0246100	4"	100	88	1.5	6	0.170	5	50

FINISH AVAILABLE - EXB, TEXTURE BLK, EXW, ZP, DUROSIL, EVERBLACK, HSG



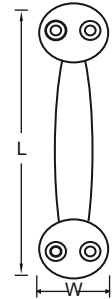
258 : TUBULAR HANDLE



TECHNICAL DATA

ITEM CODE	SIZE	LENGTH	WIDTH	THICKNESS	SCREW NO.	WT/PCS	PCS. IN INNER	PCS. IN OUTER
MHND0258150	6"	150	38	1.0	7	0.042	20	200
MHND0258175	7"	175	38	1.0	7	0.058	20	200

FINISH AVAILABLE - EXB, TEXTURE BLK, EXW, ZP, DUROSIL, EVERBLACK, HSG



258H : HEAVY PULL HANDLE



TECHNICAL DATA

ITEM CODE	SIZE	LENGTH	THICKNESS	SCREW NO.	WT/PCS	PRS. IN INNER	PRS. IN OUTER
MHND0259165	6"	165	2.5	7	0.080	20	300
MHND0259175	7"	175	2.5	8	0.140	10	150

FINISH AVAILABLE - EXB, TEXTURE BLK, EXW, ZP, DUROSIL, EVERBLACK, HSG





Note

1. \_\_\_\_\_
2. \_\_\_\_\_
3. \_\_\_\_\_
4. \_\_\_\_\_
5. \_\_\_\_\_
6. \_\_\_\_\_
7. \_\_\_\_\_
8. \_\_\_\_\_
9. \_\_\_\_\_
10. \_\_\_\_\_
11. \_\_\_\_\_
12. \_\_\_\_\_
13. \_\_\_\_\_
14. \_\_\_\_\_
15. \_\_\_\_\_
16. \_\_\_\_\_
17. \_\_\_\_\_
18. \_\_\_\_\_
19. \_\_\_\_\_
20. \_\_\_\_\_



## Casement Stays



Note

1. \_\_\_\_\_
2. \_\_\_\_\_
3. \_\_\_\_\_
4. \_\_\_\_\_
5. \_\_\_\_\_
6. \_\_\_\_\_
7. \_\_\_\_\_
8. \_\_\_\_\_
9. \_\_\_\_\_
10. \_\_\_\_\_
11. \_\_\_\_\_
12. \_\_\_\_\_
13. \_\_\_\_\_
14. \_\_\_\_\_
15. \_\_\_\_\_
16. \_\_\_\_\_
17. \_\_\_\_\_
18. \_\_\_\_\_
19. \_\_\_\_\_
20. \_\_\_\_\_



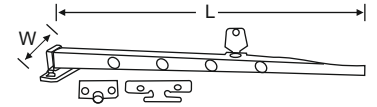
**GZC2021 : ZINC DIE CAST LOCKING CASEMENT STAY**



**TECHNICAL DATA**

ITEM CODE	LENGTH	WIDTH	SCREW NO.	WT/PCS	PCS. IN INNER	PCS. IN OUTER
ZMIH2021250	260	40	7	0.200	5	60

FINISH AVAILABLE - ELECTROBRASS, EPOXY SILVER, EXW, EXBR, SATIN NICKEL, CHROME PLATED



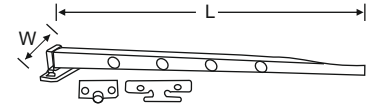
**GZC2022 : ZINC DIE CAST CASEMENT STAY TRADITIONAL PATTERN**



**TECHNICAL DATA**

ITEM CODE	LENGTH	WIDTH	SCREW NO.	WT/PCS	PCS. IN INNER	PCS. IN OUTER
ZMIH2022250	260	40	7	0.170	5	60

FINISH AVAILABLE - ELECTROBRASS, EPOXY SILVER, EXW, EXBR, SATIN NICKEL, CHROME PLATED



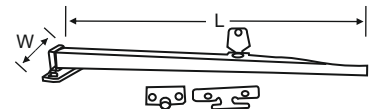
**GZC2025 : ZINC DIE CAST LOCKING CASEMENT STAY (MODERN)**



**TECHNICAL DATA**

ITEM CODE	LENGTH	WIDTH	SCREW NO.	WT/PCS	PCS. IN INNER	PCS. IN OUTER
ZMIH2025250	260	40	7	0.205	5	60

FINISH AVAILABLE - ELECTROBRASS, EPOXY SILVER, EXW, EXBR, SATIN NICKEL, CHROME PLATED



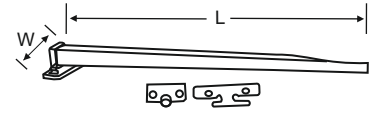
**GZC2020: ZINC DIE CAST CASEMENT STAY (MODERN)**



**TECHNICAL DATA**

ITEM CODE	LENGTH	WIDTH	SCREW NO.	WT/PCS	PCS. IN INNER	PCS. IN OUTER
ZMIH2020250	260	40	7	0.166	5	60

FINISH AVAILABLE - ELECTROBRASS, EPOXY SILVER, EXW, EXBR,  
SATIN NICKEL, CHROME PLATED



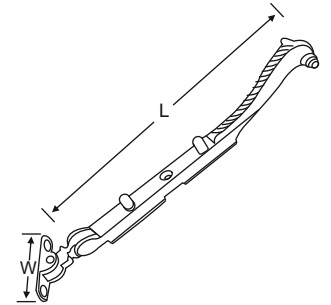
**BRASS GEORGIAN CASEMENT STAY**



**TECHNICAL DATA**

DPG CODE	ITEM CODE	LENGTH	WIDTH	SCREW NO.	WT/PCS	PCS. IN INNER	PCS. IN OUTER
GB1068	BMIH1068250	250	45	6	0.238	5	60

FINISH AVAILABLE - POLISHED & LACQUERED BRASS/CP/SNP  
Also Available : GB1066 (8") ,GB1070 (12")



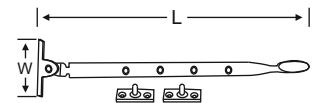
**BRASS VICTORIAN CASEMENT STAY**



**TECHNICAL DATA**

DPG CODE	ITEM CODE	LENGTH	WIDTH	SCREW NO.	WT/PCS	PCS. IN INNER	PCS. IN OUTER
GB1002	BMIH1002200	227	43	6	0.142	10	100
GB1004	BMIH1004250	273	43	6	0.162	10	100
GB1006	BMIH1006300	320	43	6	0.183	10	100

FINISH AVAILABLE - POLISHED & LACQUERED BRASS/CP/SNP  
ALSO AVAILABLE : GB1014 (10") GB1016 (12") HEAVY DUTY

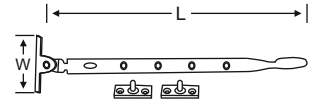


### BRASS HEAVY CASEMENT STAY



#### TECHNICAL DATA

DPG CODE	ITEM CODE	LENGTH	WIDTH	SCREW NO.	WT/PCS	PCS. IN INNER	PCS. IN OUTER
GB1026	BMIH1026300	315	40	6	0.260	5	50



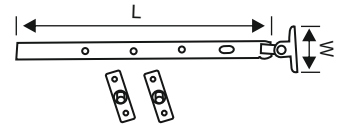
FINISH AVAILABLE - POLISHED & LACQUERED BRASS/CP/SNP

### ALUMINIUM CASEMENT STAY



#### TECHNICAL DATA

DPG CODE	ITEM CODE	LENGTH	WIDTH	SCREW NO.	WT/PCS	PCS. IN INNER	PCS. IN OUTER
GA1550	AMIH1550200	200	42	6	0.036	25	400
GA1551	AMIH1551250	250	42	6	0.054	25	250
GA1555	AMIH1555300	300	42	6	0.058	25	250



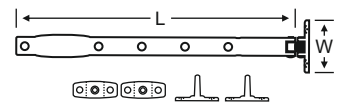
Finish Available : SAA, PAA

### 478A : STEEL CASEMENT STAY (WITH 1 FLAT CENTRE & 1 FLAT OFFSET PIN)



#### TECHNICAL DATA

ITEM CODE	SIZE	LENGTH	WIDTH	THICKNESS	SCREW NO.	WT/PCS	PCS. IN INNER	PC S. IN OUTER
MIRN478A200	8"	200	16	1.0	7	0.092	10	200
MIRN478A250	10"	250	16	1.0	7	0.120	10	200
MIRN478A300	12"	300	16	1.0	7	0.128	10	200



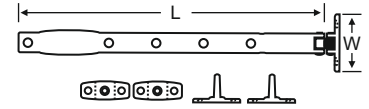
FINISH AVAILABLE - EXB, EXBR, EXW, BZP, DUROSIL, HSG

**478B: STEEL CASEMENT STAY (WITH 9° CENTRE & 9° OFFSET PIN) (EJMA)**



**TECHNICAL DATA**

ITEM CODE	SIZE	LENGTH	WIDTH	THICKNESS	SCREW NO.	WT/PCS	PCS. IN INNER	PCS. IN OUTER
MIRN478B250	10"	250	16	1.0	8	0.120	10	200
MIRN478B300	12"	300	16	1.0	8	0.128	10	200



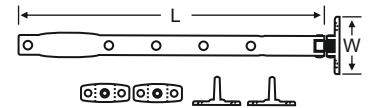
FINISH AVAILABLE - EXB, EXBR, EXW, BZP, DUROSIL, HSG

**478C: STEEL CASEMENT STAY (WITH 2 NOS. 5/16" PINS )**



**TECHNICAL DATA**

ITEM CODE	SIZE	LENGTH	WIDTH	THICKNESS	SCREW NO.	WT/PCS	PCS. IN INNER	PCS. IN OUTER
MIRN478C250	10"	250	16	1.0	8	0.120	10	200
MIRN478C300	12"	300	16	1.0	8	0.132	10	200



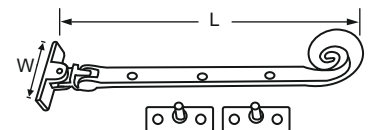
FINISH AVAILABLE - EXB, EXBR, EXW, BZP, DUROSIL, HSG

**BLACK ANTIQUE CURLY TAIL CASEMENT STAY**



**TECHNICAL DATA**

DPG CODE	ITEM CODE	LENGTH	WIDTH	SCREW NO.	WT/PCS	PCS. IN INNER	PCS. IN OUTER
G0408	CIRN0408200	230	52	8	0.335	5	50
G0410	CIRN0410250	290	52	8	0.408	5	40



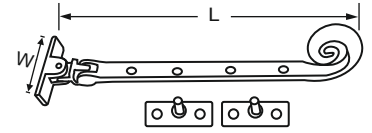
FINISH AVAILABLE : EXB, DUROSIL

**BLACK ANTIQUE CASEMENT STAY CURLY**



**TECHNICAL DATA**

DPG CODE	ITEM CODE	LENGTH	WIDTH	SCREW NO.	WT/PCS	PCS. IN INNER	PCS. IN OUTER
G1500	CMIH1500200	200	52	8	0.336	5	50
G1501	CMIH1501250	250	52	8	0.370	5	50
G1502	CMIH1502300	300	52	8	0.405	5	50



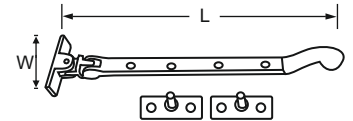
FINISH AVAILABLE : EXB, DUROSIL

**BLACK ANTIQUE CASEMENT STAY SOLID (HEAVY)**



**TECHNICAL DATA**

DPG CODE	ITEM CODE	LENGTH	WIDTH	SCREW NO.	WT/PCS	PCS. IN INNER	PCS. IN OUTER
G0360	CIRN0360250	250	52	8	0.368	5	50
G0362	CIRN0362300	300	52	8	0.420	5	50



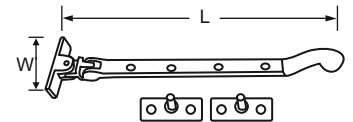
FINISH AVAILABLE : EXB, DUROSIL

**BLACK ANTIQUE CASEMENT STAY SOLID (LIGHT)**



**TECHNICAL DATA**

DPG CODE	ITEM CODE	LENGTH	WIDTH	SCREW NO.	WT/PCS	PCS. IN INNER	PCS. IN OUTER
G1550	CMIH1550200	230	51	8	0.319	5	50
G1551	CMIH1551250	275	51	8	0.360	5	50



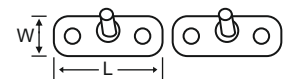
FINISH AVAILABLE : EXB, DUROSIL

**SPARES : ZINC DIE CAST PINS FOR CASEMENT STAY ( OFFSET & CENTRE )**



**TECHNICAL DATA**

ITEM CODE	LENGTH	WIDTH	PIN DIA.	SCREW NO.	WT/PCS	PCS. IN INNER	PCS. IN OUTER
OFFSET PIN	40	15	5.2	6	0.011	50	500
CENTRE PIN	40	15	5.2	6	0.011	50	500



FINISH AVAILABLE - EXB, EXBR, EXW, ZP, DUROSIL, EVERBLACK, HSG



Note

1. \_\_\_\_\_
2. \_\_\_\_\_
3. \_\_\_\_\_
4. \_\_\_\_\_
5. \_\_\_\_\_
6. \_\_\_\_\_
7. \_\_\_\_\_
8. \_\_\_\_\_
9. \_\_\_\_\_
10. \_\_\_\_\_
11. \_\_\_\_\_
12. \_\_\_\_\_
13. \_\_\_\_\_
14. \_\_\_\_\_
15. \_\_\_\_\_
16. \_\_\_\_\_
17. \_\_\_\_\_
18. \_\_\_\_\_
19. \_\_\_\_\_
20. \_\_\_\_\_



*Window Fasteners*

*Garg*



**Window Fasteners**

*Visit us at : [www.garglocks.co.in](http://www.garglocks.co.in)*

Note

1. \_\_\_\_\_
2. \_\_\_\_\_
3. \_\_\_\_\_
4. \_\_\_\_\_
5. \_\_\_\_\_
6. \_\_\_\_\_
7. \_\_\_\_\_
8. \_\_\_\_\_
9. \_\_\_\_\_
10. \_\_\_\_\_
11. \_\_\_\_\_
12. \_\_\_\_\_
13. \_\_\_\_\_
14. \_\_\_\_\_
15. \_\_\_\_\_
16. \_\_\_\_\_
17. \_\_\_\_\_
18. \_\_\_\_\_
19. \_\_\_\_\_
20. \_\_\_\_\_





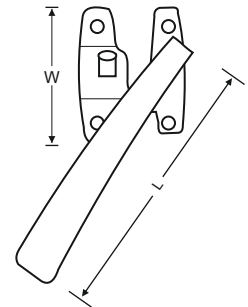
**GZC2001 : ZINC DIE CAST CASEMENT FASTENER (WEDGE)**



**TECHNICAL DATA**

ITEM CODE	LENGTH	WIDTH	SCREW NO.	WT/PCS	PCS. IN INNER	PCS. IN OUTER
ZMIH2001XXX	102	47	7	0.067	10	100

FINISH AVAILABLE - ELECTROBRASS, CHROME, EXW



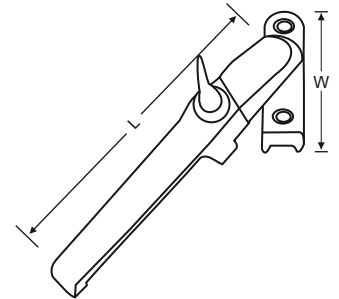
**GZC2031 : ZINC DIE CAST LOCKING CASEMENT FASTENER**




**TECHNICAL DATA**

ITEM CODE	LENGTH	WIDTH	SCREW NO.	WT/PCS	PCS. IN INNER	PCS. IN OUTER
ZMIH2031XXX	126	62	7	0.155	10	100

FINISH AVAILABLE - ELECTROBRASS, EPOXY SILVER, EXW, EXBR, SATIN NICKEL, CHROME PLATED



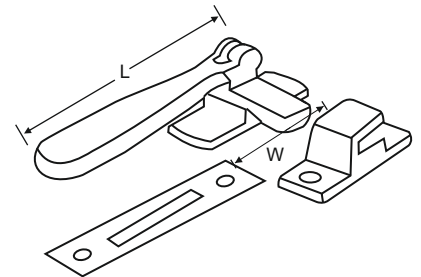
**GZC2005 : ZINC DIE CAST WINDOW FASTENER**



**TECHNICAL DATA**

ITEM CODE	LENGTH	WIDTH	SCREW NO.	WT/PCS	PCS. IN INNER	PCS. IN OUTER
ZMIH2005XXX	62	45	7	0.065	20	200

FINISH AVAILABLE - ELECTROBRASS, CHROME





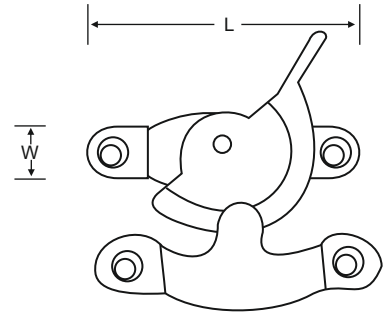
**GZC3035 : ZINC DIE CAST FITCH FASTENER**




**TECHNICAL DATA**

ITEM CODE	LENGTH	WIDTH	WT/PCS	PCS. IN INNER	PCS. IN OUTER
ZMIH3035XXX	65	6	0.059	20	200

FINISH AVAILABLE - ELECTROBRASS, BZP



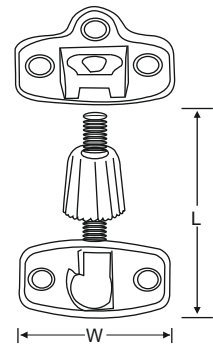
**GZC2071 : ZINC DIE CAST SASH FASTENER**




**TECHNICAL DATA**

ITEM CODE	LENGTH	WIDTH	SCREW NO.	WT/PCS	PCS. IN INNER	PCS. IN OUTER
ZMIH2071XXX	62	45	7	0.065	20	200

FINISH AVAILABLE - ELECTROBRASS, BZP, CHROME



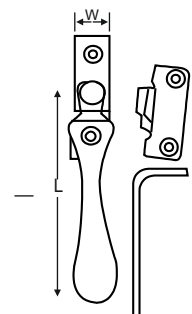
**BRASS VICTORIAN CASEMENT FASTENER LOCKING**



**TECHNICAL DATA**

DPG CODE	ITEM CODE	LENGTH	WIDTH	SCREW NO.	WT/PCS	PCS. IN INNER	PCS. IN OUTER
GB3015	BMIH2015XXX	116	19	6	0.150	10	120

FINISH AVAILABLE - POLISHED & LACQUERED BRASS/CP/SNP





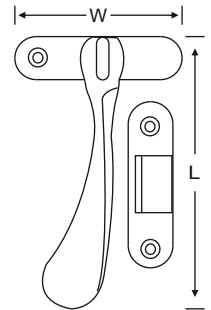
**BRASS VICTORIAN HEAVY CASEMENT FASTENER WEDGE**



**TECHNICAL DATA**

DPG CODE	ITEM CODE	LENGTH	WIDTH	SCREW NO.	WT/PCS	PCS. IN INNER	PCS. IN OUTER
GB3020	BMIH3020XXX	106	63	6	0.198	10	80

FINISH AVAILABLE - POLISHED & LACQUERED BRASS/CP/SNP



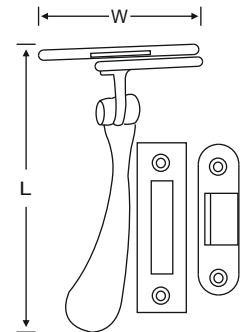
**BRASS VICTORIAN CASEMENT FASTENER HOOK & MORTICE**



**TECHNICAL DATA**

DPG CODE	ITEM CODE	LENGTH	WIDTH	SCREW NO.	WT/PCS	PCS. IN INNER	PCS. IN OUTER
GB3025	BMIH3025057	102	53	6	0.149	10	100

FINISH AVAILABLE - POLISHED & LACQUERED BRASS/CP/SNP



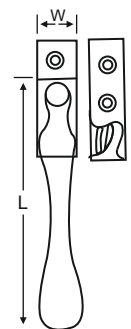
**BRASS VICTORIAN CASEMENT FASTENER WEDGE**



**TECHNICAL DATA**

DPG CODE	ITEM CODE	LENGTH	WIDTH	SCREW NO.	WT/PCS	PCS. IN INNER	PCS. IN OUTER
GB3030	BMIH3030XXX	116	19	6	0.142	10	120

FINISH AVAILABLE - POLISHED & LACQUERED BRASS/CP/SNP





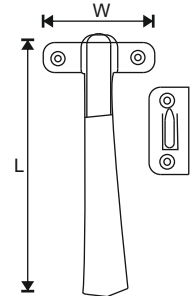
**BRASS NIGHT VENT FASTENER WEDGE**



**TECHNICAL DATA**

DPG CODE	ITEM CODE	LENGTH	WIDTH	SCREW NO.	WT/PCS	PCS. IN INNER	PCS. IN OUTER
GB3032	BMIH3032100	110	50	6	0.110	10	100

FINISH AVAILABLE - POLISHED & LACQUERED BRASS/CP/SNP



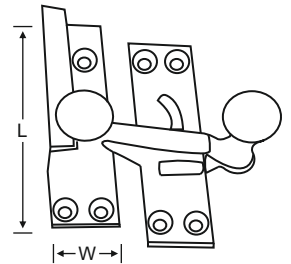
**BRASS VICTORIAN QUADRANT SASH FASTENER**



**TECHNICAL DATA**

DPG CODE	ITEM CODE	LENGTH	WIDTH	SCREW NO.	WT/PCS	PCS. IN INNER	PCS. IN OUTER
GB3001	BMIH3001064	66	18	6	0.132	10	100

FINISH AVAILABLE - POLISHED & LACQUERED BRASS/CP/SNP



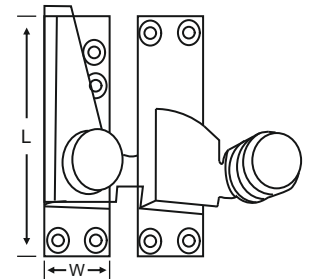
**BRASS VICTORIAN BEEHIVE SASH FASTENER**



**TECHNICAL DATA**

DPG CODE	ITEM CODE	LENGTH	WIDTH	SCREW NO.	WT/PCS	PCS. IN INNER	PCS. IN OUTER
GB3005	BMIH3005065	69	20	6	0.144	10	100

FINISH AVAILABLE - POLISHED & LACQUERED BRASS/CP/SNP





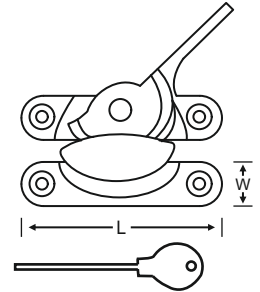
**BRASS FITCH FASTENER C/W KEEP (LOCKING)**




**TECHNICAL DATA**

DPG CODE	ITEM CODE	LENGTH	WIDTH	SCREW NO.	WT/PCS	PCS. IN INNER	PCS. IN OUTER
GB3035A	BMIH3035XXX	62	15	7	0.090	10	160

FINISH AVAILABLE - POLISHED & LACQUERED BRASS/CP/SNP



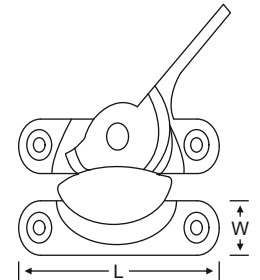
**BRASS VICTORIAN FITCH FASTENER**




**TECHNICAL DATA**

DPG CODE	ITEM CODE	LENGTH	WIDTH	SCREW NO.	WT/PCS	PCS. IN INNER	PCS. IN OUTER
GB3035	BMIH3035XXX	62	15	7	0.090	10	160

FINISH AVAILABLE - POLISHED & LACQUERED BRASS/CP/SNP




**BRASS VICTORIAN BRIGHTON FASTENER SPRUNG**



**TECHNICAL DATA**

DPG CODE	ITEM CODE	LENGTH	WIDTH	SCREW NO.	WT/PCS	PCS. IN INNER	PCS. IN OUTER
GB3010	BMIH3005XXX	38	23	6	0.155	10	100

FINISH AVAILABLE - POLISHED & LACQUERED BRASS/CP/SNP





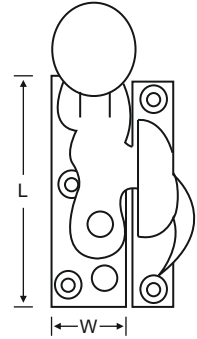
**BRASS BALL & CLAW TYPE C/W KEEP (NON LOCKING)**



**TECHNICAL DATA**

DPG CODE	ITEM CODE	LENGTH	WIDTH	SCREW NO.	WT/PCS	PCS. IN INNER	PCS. IN OUTER
GB3055	BMIH3055XXX	64	19	6	0.124	10	120

FINISH AVAILABLE - POLISHED & LACQUERED BRASS/CP/SNP



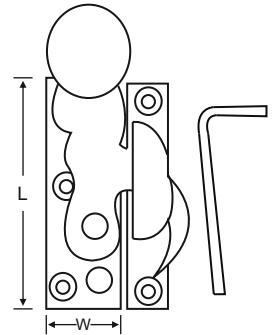
**BRASS BALL & CLAW TYPE C/W KEEP (LOCKING)**



**TECHNICAL DATA**

DPG CODE	ITEM CODE	LENGTH	WIDTH	SCREW NO.	WT/PCS	PCS. IN INNER	PCS. IN OUTER
GB3055A	BMIH3056XXX	64	19	6	0.133	10	120

FINISH AVAILABLE - POLISHED & LACQUERED BRASS/CP/SNP



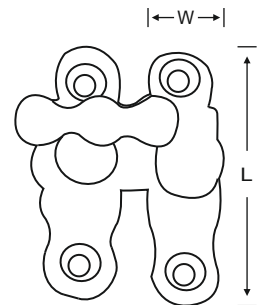
**BRASS SHOWCASE FASTENER**



**TECHNICAL DATA**


DPG CODE	ITEM CODE	LENGTH	WIDTH	SCREW NO.	WT/PCS	PCS. IN INNER	PCS. IN OUTER
GB3050	BMIH3050XXX	40	11	6	0.035	20	500

FINISH AVAILABLE - POLISHED & LACQUERED BRASS/CP/SNP





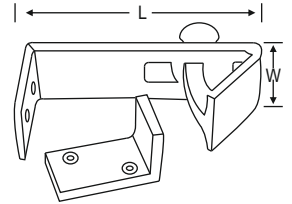
BRASS COUNTER FLAP CATCH



TECHNICAL DATA

DPG CODE	ITEM CODE	LENGTH	WIDTH	THICKNESS	SCREW NO.	WT/PCS	PCS. IN INNER	PCS. IN OUTER
GB3171	BMIH3171085	86	23	3.5	7	0.171	10	100

FINISH AVAILABLE - POLISHED & LACQUERED BRASS/CP/SNP



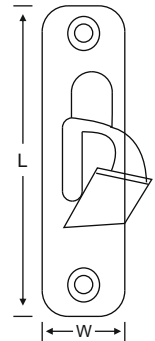
BRASS WEEKES CATCH



TECHNICAL DATA

DPG CODE	ITEM CODE	LENGTH	WIDTH	THICKNESS	SCREW NO.	WT/PCS	PCS. IN INNER	PCS. IN OUTER
GB3550	BMIH3150XXX	70	17	5.0	6	0.060	20	250

FINISH AVAILABLE - POLISHED & LACQUERED BRASS/CP/SNP



BRASS GEORGIAN CASEMENT FASTENER H/M

BRASS GEORGIAN CASEMENT FASTENER H/M



GB1072

BRASS GEORGIAN CASEMENT FASTENER WEDGE



GB1074



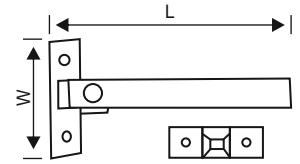
ALUMINIUM CASEMENT FASTENER



TECHNICAL DATA

DPG CODE	ITEM CODE	LENGTH	WIDTH	SCREW NO.	WT/PCS	PCS. IN INNER	PCS. IN OUTER
GA1561	AMIH1561XXX	100	54	6	0.043	10	250

Finish Available : SAA, PAA



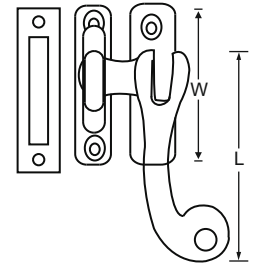
BLACK ANTIQUE SOLID CASEMENT FASTENER , HOOK & MORTICE PLATE



TECHNICAL DATA

DPG CODE	ITEM CODE	LENGTH	WIDTH	SCREW NO.	WT/SET	SET. IN INNER	SET. IN OUTER
G0380	CIRN0380093	93	59	7	0.308	5	60

FINISH AVAILABLE : EXB, DUROSIL



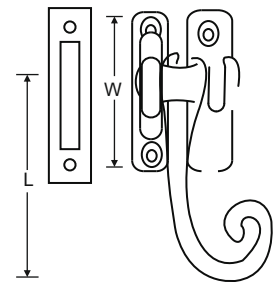
BLACK ANTIQUE CURLY TAIL CASEMENT FASTENER, HOOK & MORTICE PLATE



TECHNICAL DATA

DPG CODE	ITEM CODE	LENGTH	WIDTH	SCREW NO.	WT/SET	SET. IN INNER	SET. IN OUTER
G0415	CMIH0415085	95	62	8	0.216	5	80

FINISH AVAILABLE : EXB, DUROSIL



GPV011: UPVC LOCKING WINDOW FASTENER



TECHNICAL DATA

ITEM CODE	LENGTH	WIDTH	SCREW NO.	WT/PCS	PCS. IN INNER	PCS. IN OUTER
HMIHPV11065	139	62	8	0.206	5	60

FINISH AVAILABLE : ELECTRO BRASS PLATED, EPOXY WHITE, SATIN NICKEL

